



# Build Your Intelligent Intranet Home with Viva Connections

Daniel Glenn

# Agenda

---

The Modern Journey

Microsoft Viva

Viva Connections

Plan your hub sites


Site Swapalooza

Planning your classic to modern transition

How to modernize your sites



# Daniel Glenn



[DanielGlenn.com/Hello](https://DanielGlenn.com/Hello)

Consultant  
Podcaster  
Microsoft MVP



[@DanielGlenn](https://twitter.com/DanielGlenn)



[DanielGlenn.com](https://DanielGlenn.com)



[/DanielGlenn](https://www.youtube.com/DanielGlenn)



[/DanielGlenn](https://www.linkedin.com/DanielGlenn)

# How Creospark can help you


We're here  
to help  
organizations  
love their  
**digital**  
workspace.



Creospark   PixelMill

- Consultation backed up by years of expertise and a close relationship with Microsoft
  - Enterprise advisory
  - Enterprise integration
- Digital workspaces powered by Microsoft 365, SharePoint, and Azure
- Migration, Training, adoption and change management
- Flexible and customized collaboration & communication solutions your team will love
- Worry-free employee experience excellence managed services programs.



REgarding 365 

Live Show  
every Monday!

Subscribe via your favorite  
podcast app or YouTube

<http://MessageCenter.Show>



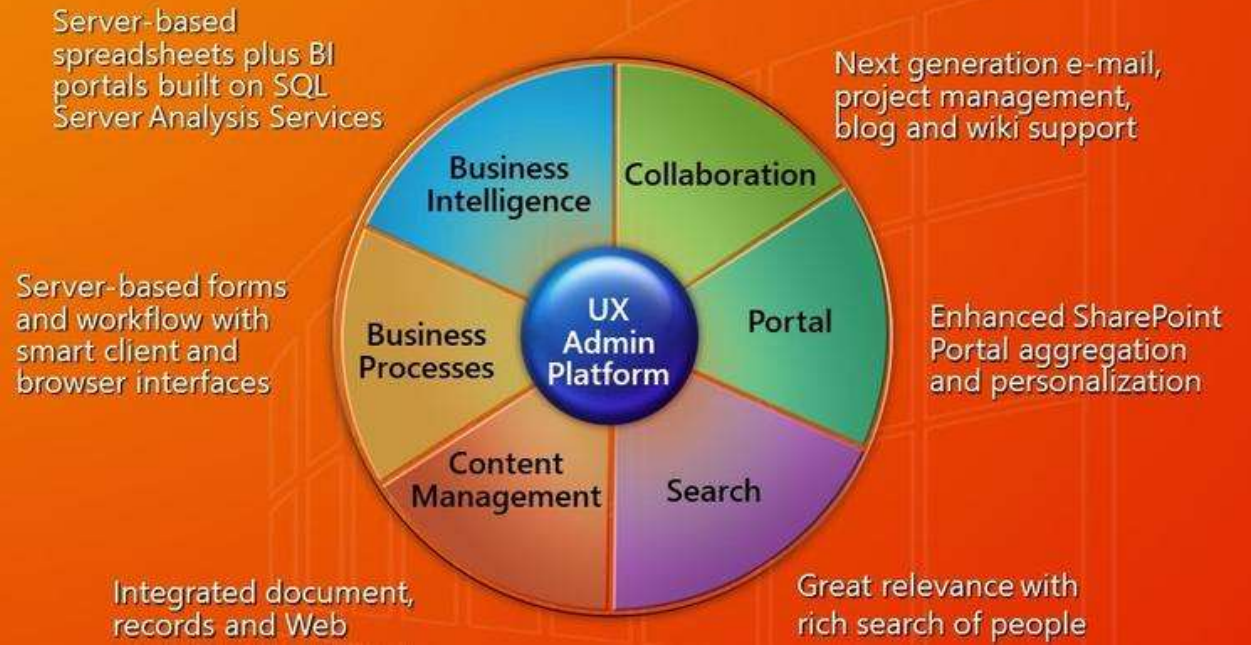
A blurred cityscape at sunset with a futuristic, curved road leading towards the horizon. The road is composed of multiple parallel lines that curve into the distance, creating a sense of motion and depth. The city buildings in the background are also blurred, suggesting a fast-paced environment. The sky is a mix of orange and grey, indicating the time is either dawn or dusk.

# The Modern Journey

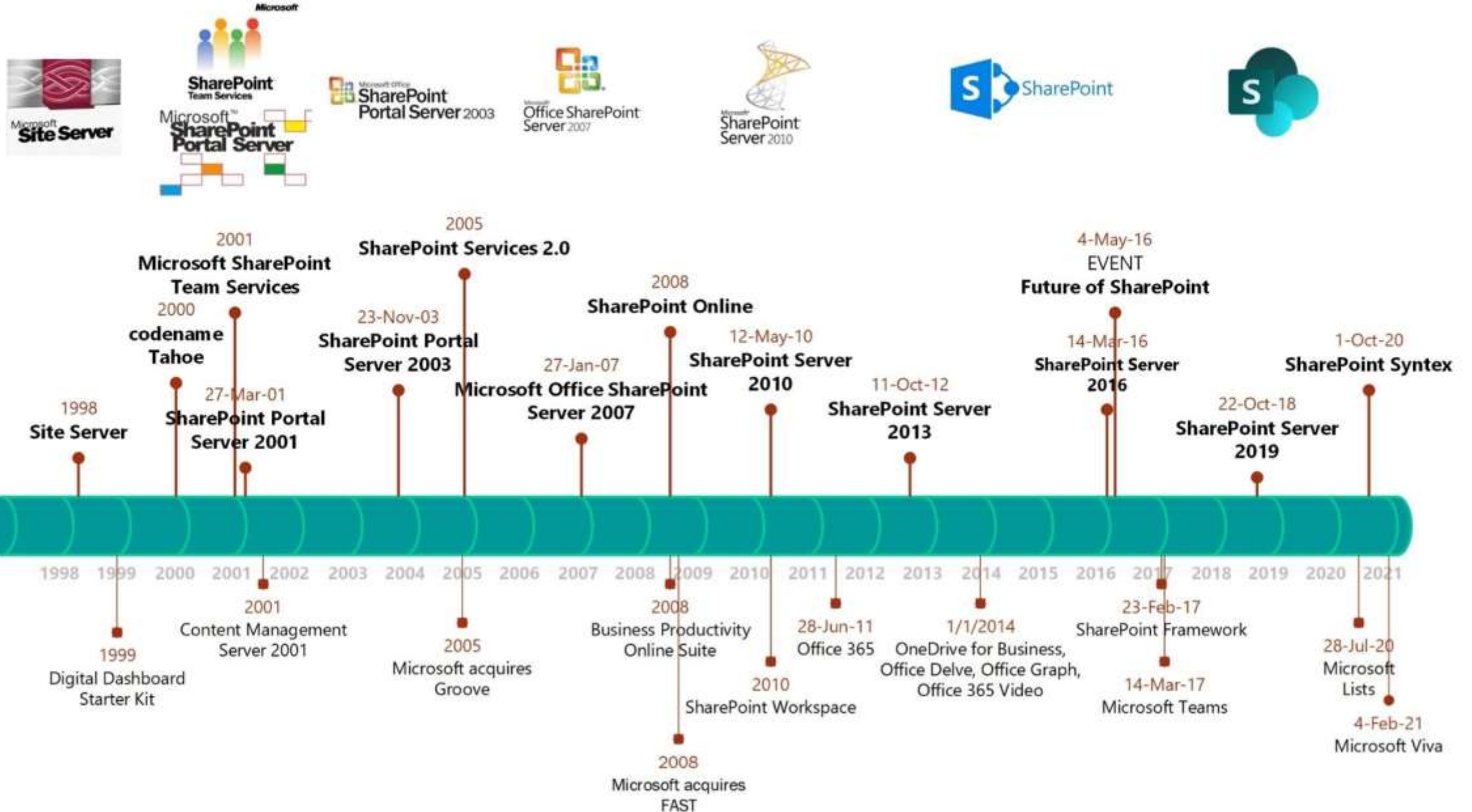
Where we have  
been



## Office SharePoint Server 2007



# The history of SharePoint



# Why modernize

# Intelligent Intranet



Employee engagement and communications



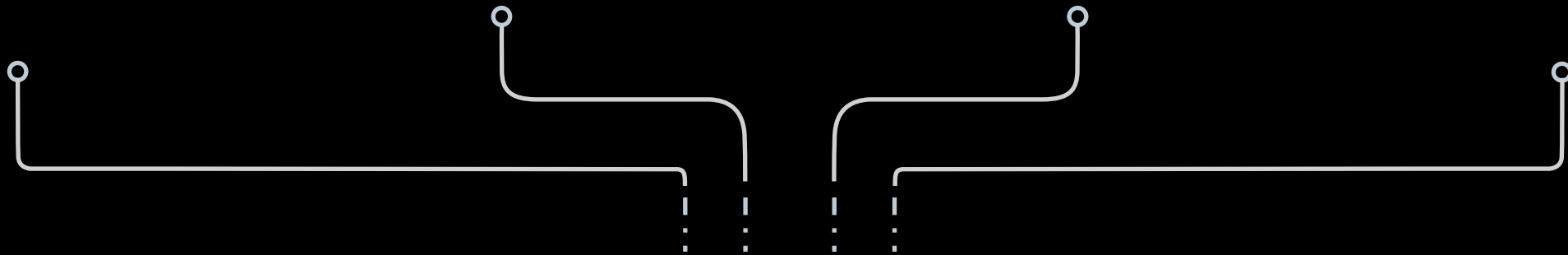
Connect people, news, knowledge, and apps



Knowledge and content management



Shared content and solutions for any group



SharePoint

# Intelligent intranet

## The building blocks

### Organizational news

transform internal communications to keep people informed and engaged

### Communication sites

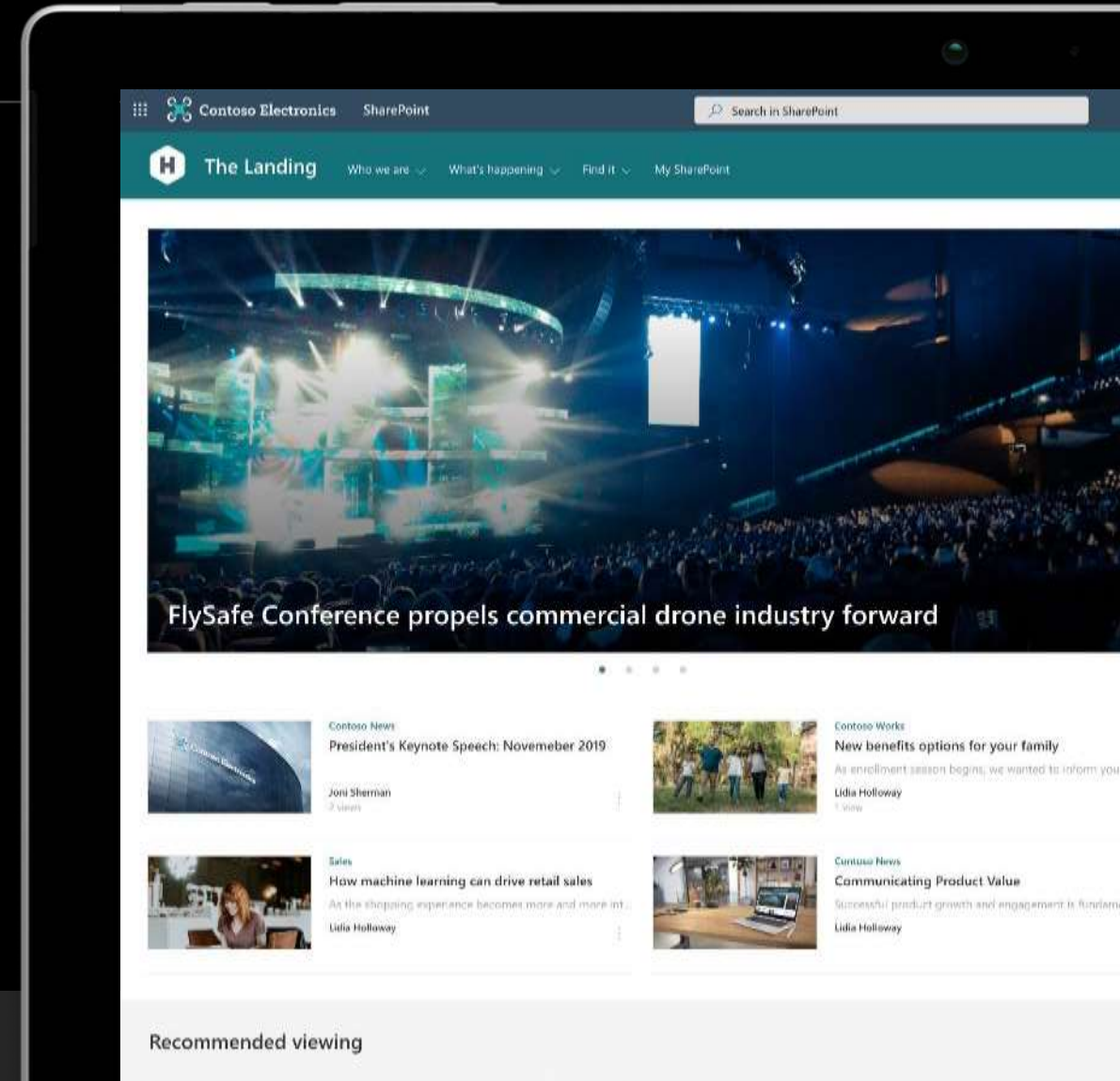
reach a broad audience across the organization with a dynamic intranet site

### Home sites

create an engaging home for your organization, division, or function

### Hub sites

organize related sites & teams to centralize news, search and content management



# SharePoint news

Inform and engage your team and your organization

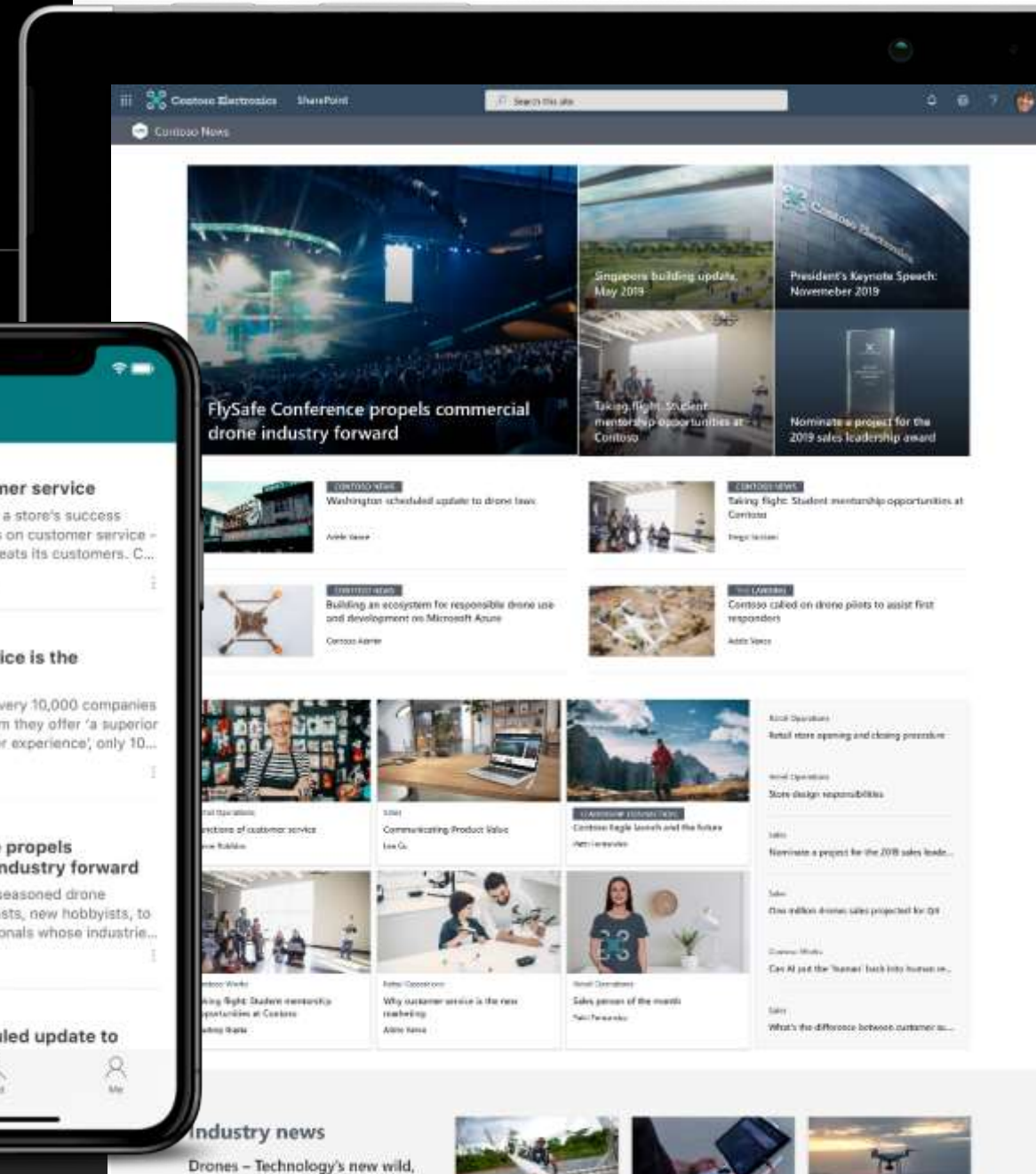
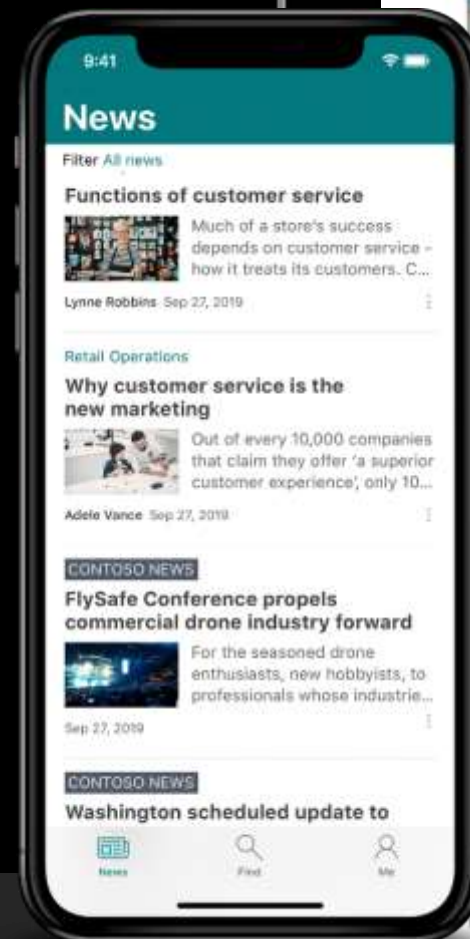
Stay in the know with important and personalized relevant news across devices

Create compelling communications with multimedia and dynamic content from Office 365 and beyond

Scale the reach of your story with automatic news distribution and promotion to your audience

Engage your audience with likes, comments, and social re-sharing

Schedule, target, publish, distribute and measure organizational news and communications



# SharePoint sites

Share with your team & across the organization

## Share vision

to guide and align your organization with [leadership engagement](#)

## Share knowledge

in [community sites](#) that bring together content, conversation & people

## Share resources and services

with [microsites](#)

## Share news

updates and stories to inform your organization with [SharePoint news](#)

The screenshot shows a SharePoint site for 'Drone workshop' with a teal header. The main content area features a section titled 'DRONE PRODUCT TRAINING' with the sub-heading 'Get trained by the experts'. Below this is a paragraph of text and a 'RESERVE YOUR SEAT' button. To the right is an image of a white drone. A navigation bar below contains links for 'Speakers', 'Agenda', 'Workshops', and 'CONTACT'. The lower half of the page is a collage of images: a woman wearing a VR headset holding a drone, and a man working on a drone at a table. Text overlays on these images include 'LEARN Accelerate your learning.' and 'GROW Bring your ideas to life.'

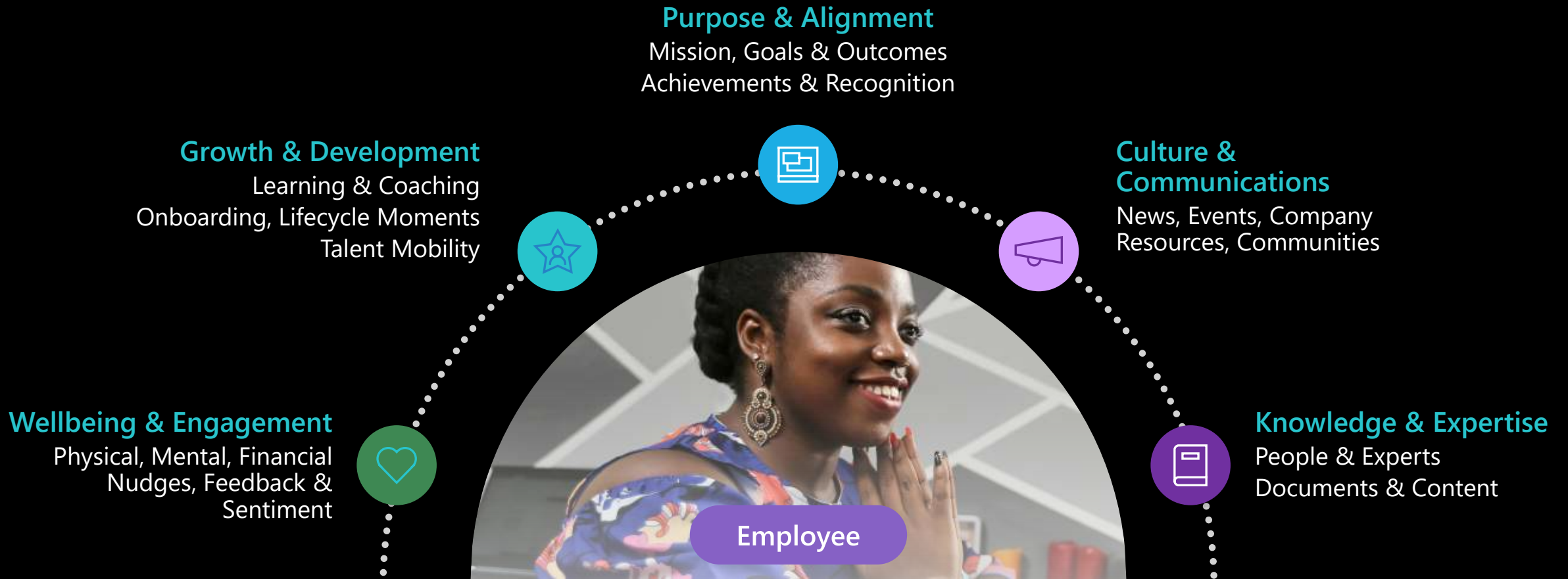
# Microsoft Viva

---

THE EMPLOYEE EXPERIENCE PLATFORM

# What is an employee experience platform (EXP)

A digital platform that helps organizations create a thriving culture with engaged employees and inspiring leaders



# Microsoft Viva

The integrated employee experience platform that empowers people and teams to be their best

## Viva Connections | All apps in one place

All employees ◀ ▶ Role-based experiences

### Connection

Keep everyone informed, included, and inspired



Viva Engage



Viva Amplify

### Insight

Improve productivity & wellbeing with actionable insights



Viva Insights



Viva Pulse

### Purpose

Align people's work to team and organization goals



Viva Goals

### Growth

Help employee learn, grow, and succeed



Viva Topics



Viva Learning



Viva Sales

## Microsoft 365

### Platform and admin services

Briefing email, people, answers, admin experience, common navigation

### Privacy and security

Granular feature access controls, inherited permissions for 3P, differential privacy for insights

### Integrations to HCM, CRM, LMS, wellness, and more

Workday, Qualtrics, SAP SuccessFactors, LinkedIn, Headspace, and more

Microsoft Viva Connections  
Stay engaged and informed



SHAPE CULTURE, FOSTER CONNECTIONS

# Modernize your employee experience



One place to connect with news, conversation, and resources from across the organization.

Brand the experience with name, icon, colors and logos that reflect your organization's identity.

Personalized experience delivers relevant content, information & resources, powered by AI and Microsoft Graph.

Tailor the experience to targeted employee groups, roles or geographical regions

Create custom components that enrich the experience with powerful frameworks for developers

Integrate your investments in partner solutions from leaders including Workday and ServiceNow

Leverage your investments in SharePoint, Yammer, Stream, Teams and Microsoft 365 security, compliance and identity.

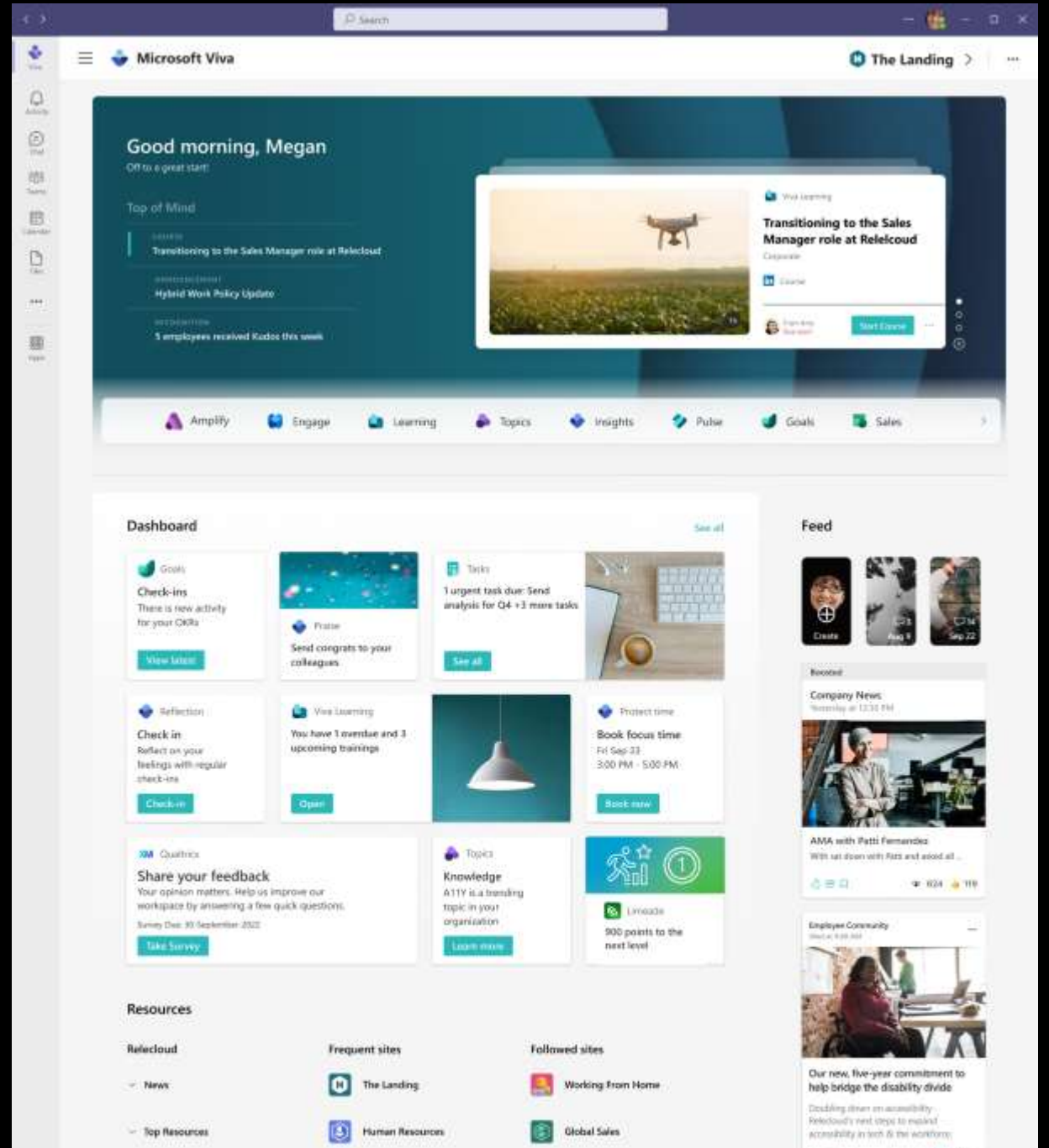
# Viva Connections

The home for your employee experience

Simplify employees' days through an integrated and personalized dashboard

Keep employees connected with targeted news and information from across Microsoft 365

Seamlessly move across different Microsoft Viva apps without navigating away



# Viva Connections

---

DEMO



# Plan your hub sites

A network diagram with a dark red background. It features a complex web of thin white lines connecting various nodes. Some nodes are represented by small white dots, while others are larger, semi-transparent white circles. The connections are dense and form a complex, interconnected structure. The text 'What are hubs?' is centered in the middle of the image in a white, sans-serif font.

# What are hubs?

# SharePoint hub sites

Organize your intranet

## Associate related sites

- Create a hub with any site
- Associate any site to a hub
- Change associations at any time

## Provide a hub for users

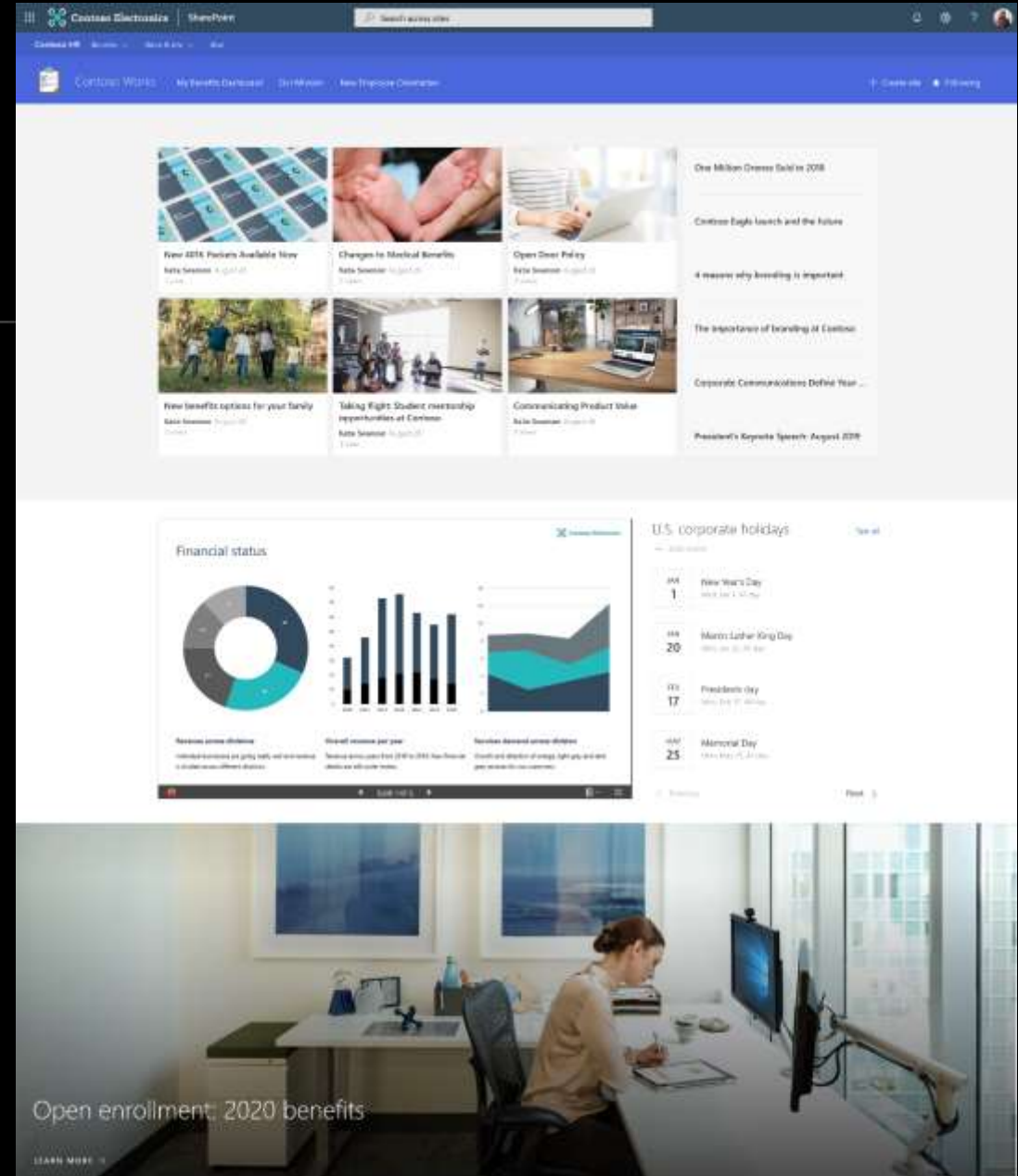
- Hub navigation is shared to associated sites
- Hub rolls up news, activities and events
- Search from hub across all associated sites

## Create consistency across sites

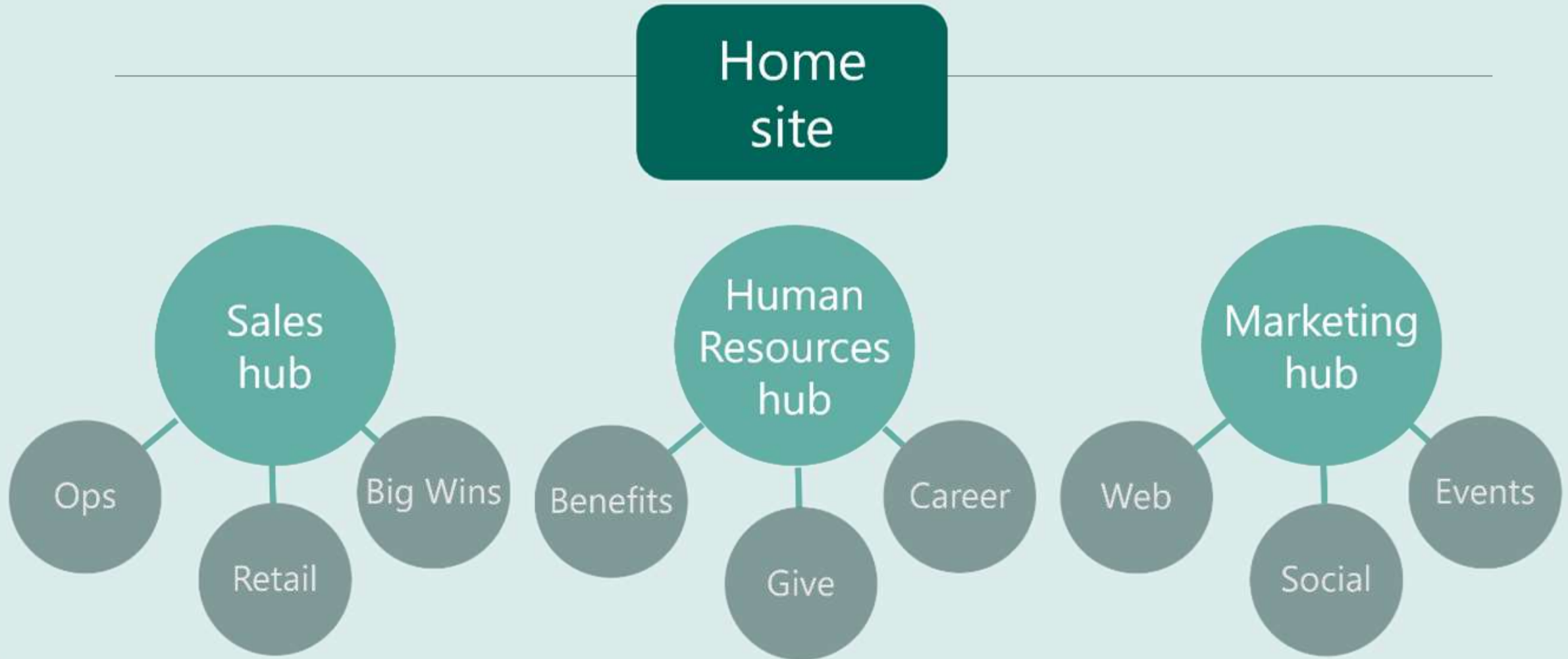
- Associated sites inherit the theme of the hub
- Hub drives consistency across associated sites with site designs

## Govern site creation

- Attach a workflow to site join
- Create a site from hub



# Sample Hub Site Configuration





# Hub Mapping

Hubs with sub hubs

# Goals for Hubs

---



Serve your business needs



Make logical sense of site organization



Give sites a familiar identity with branding



Give sites an easier navigation with hub navigation

# Hub making

---

DEMO

# Site swapalooza



What is site swap?

# Replace Your Tenant Root

Create the Intranet site of your dreams

Swap it out with your root site

Old root site gets new URL



# Replace Your Tenant Root

[https://tenant.SharePoint.com/  
sites/Great-Site](https://tenant.SharePoint.com/sites/Great-Site)

<https://tenant.sharepoint.com>

[https://tenant.sharepoint.com/  
sites/archive-  
20210721T134552231Z](https://tenant.sharepoint.com/sites/archive-20210721T134552231Z)



# Site Swap Process

# Ways to Swap

---

## POWERSHELL

Invoke-SPOSiteSwap

-SourceUrl <string>

-TargetUrl <string>

-ArchiveUrl <string>

[-DisableRedirection]

[-Force]

[-NoWait]

[<CommonParameters>]

## USER INTERFACE

### Replace root site

Specify a different site to use as the root (top-level) site for your organization. The site you select must be a team site or communication site. It can't be a hub site or connected to a Microsoft 365 Group. [Learn more about modernizing your root site](#)

URL of the site you want to use \*

Example: <https://contoso.sharepoint.com/sites/home> or </sites/home>

#### Note

The current root site will be moved to <https://dgsps.sharepoint.com/sites/archive-2021-07-20T232021Z>



# Planning Your Transition

Go from Classic to Modern

# Plan Framework

---



MODERN SCAN



INVENTORY

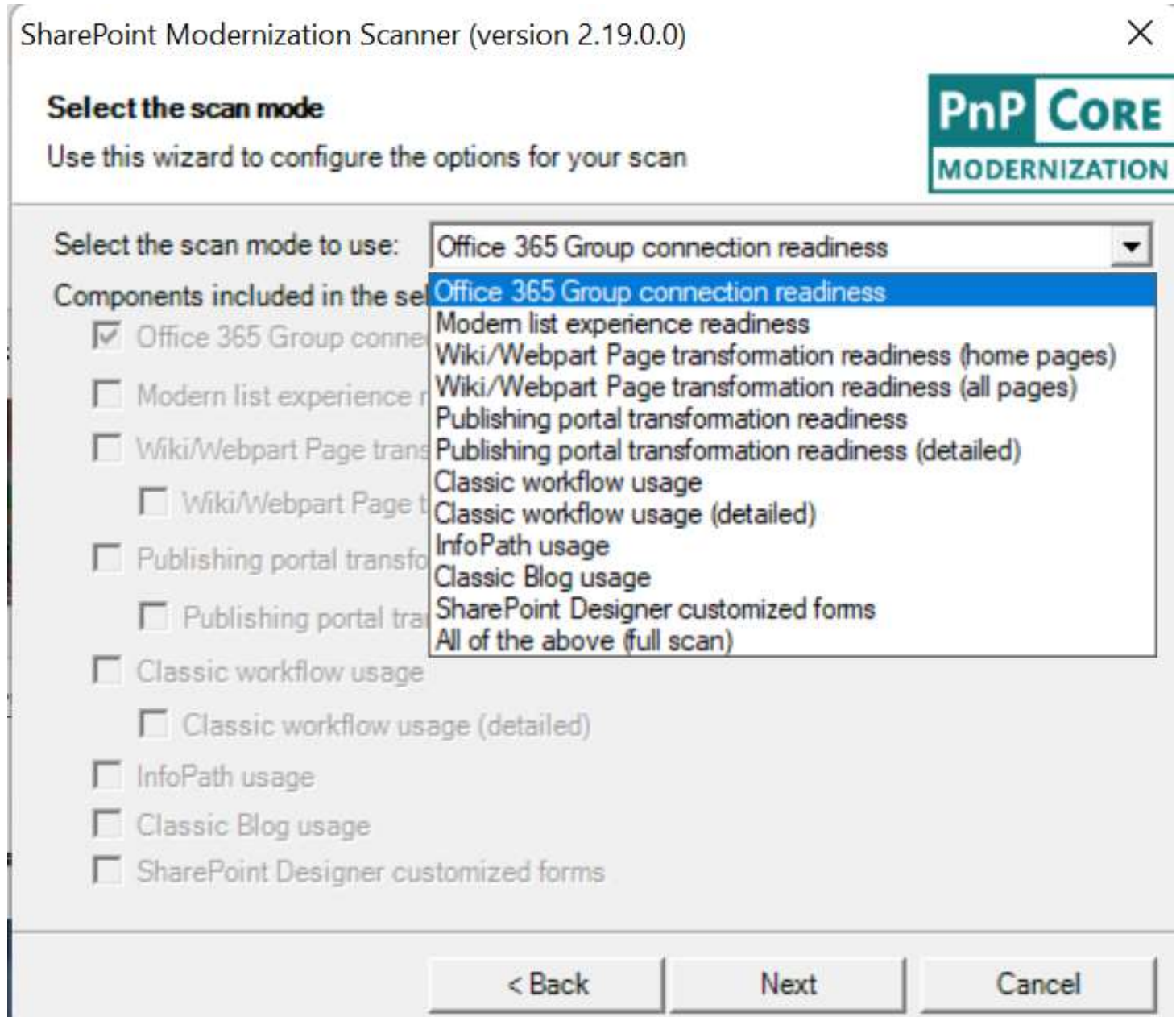


CHECK YOUR  
PROCESSES

# Scan

# SPMS

[The SharePoint modernization scanner | Microsoft Learn](#)

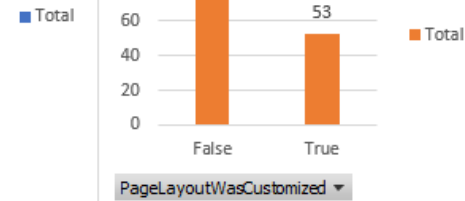
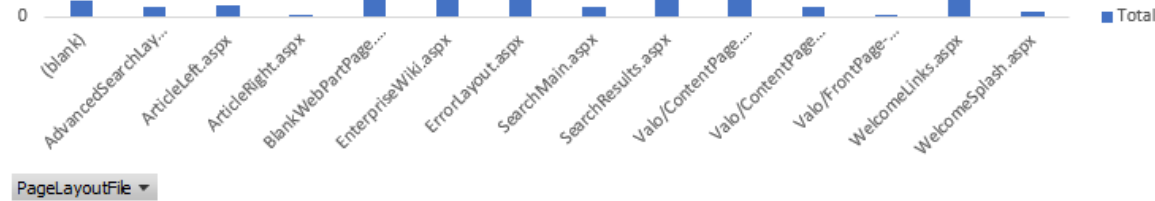


# Results

Name
Errors.csv
ModernizationBlogPageScanResults.csv
ModernizationBlogWebScanResults.csv
ModernizationCustomizedFormsScanResults.csv
ModernizationInfoPathScanResults.csv
ModernizationListScanResults.csv
ModernizationPublishingPageScanResults.csv
ModernizationPublishingSiteScanResults.csv
ModernizationPublishingWebScanResults.csv
ModernizationSiteScanResults.csv
ModernizationUserCustomActionScanResults.csv
ModernizationWebScanResults.csv
ModernizationWorkflowScanResults.csv
Office 365 Blog inventory.xlsx
Office 365 Classic workflow inventory.xlsx
Office 365 Group Connection Readiness.xlsx
Office 365 InfoPath inventory.xlsx
Office 365 List Readiness.xlsx
Office 365 Page Transformation Readiness.xlsx
Office 365 Publishing Portal Transformation Readiness.xlsx
PageScanResults.csv
ScannerSummary.csv
SitesWithCustomizations.csv
SitesWithUncustomizedHomePages.csv
UniqueWebParts.csv

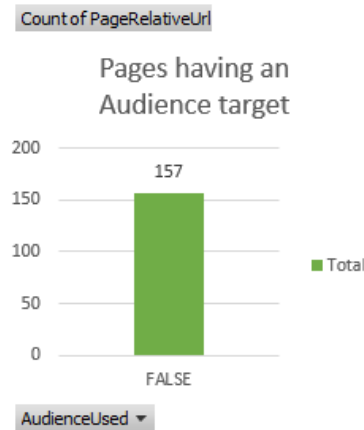
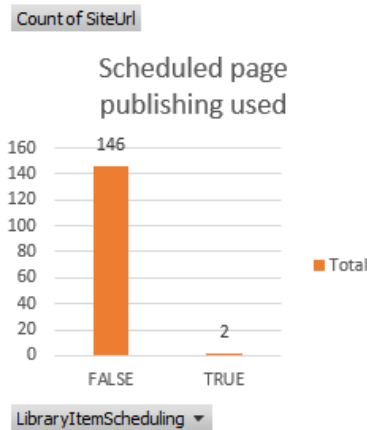
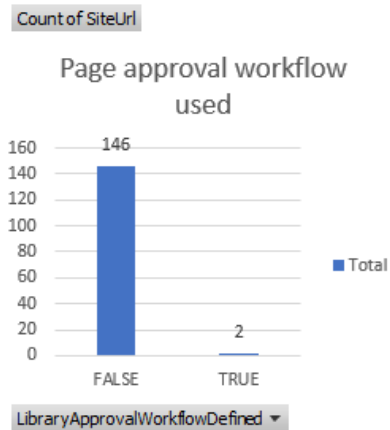
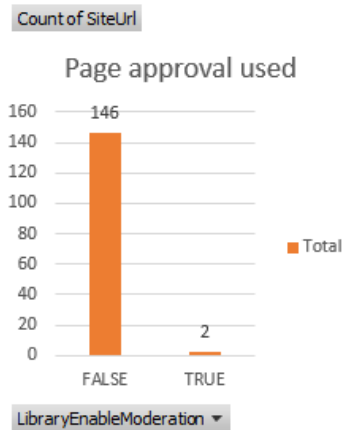
A close-up profile of a leopard's head, facing left, set against a dark background. The leopard's fur is a mix of brown and black spots, and its whiskers are prominent. The text "What do you have" is overlaid in white, sans-serif font across the middle of the image.

What do you have



layouts.

To learn more click [here](#)



## Page publishing

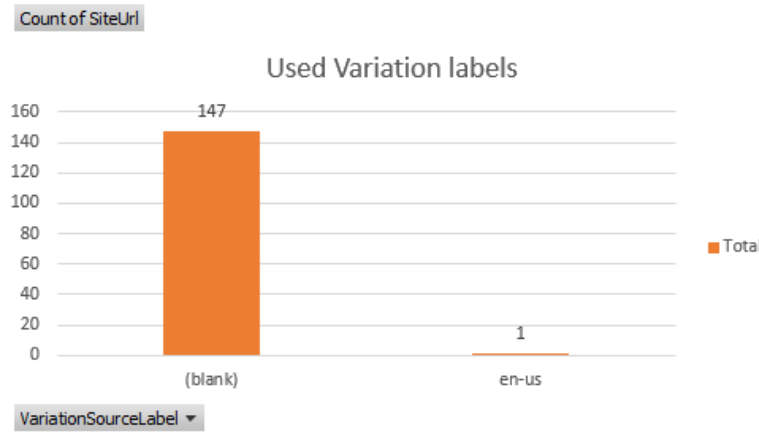
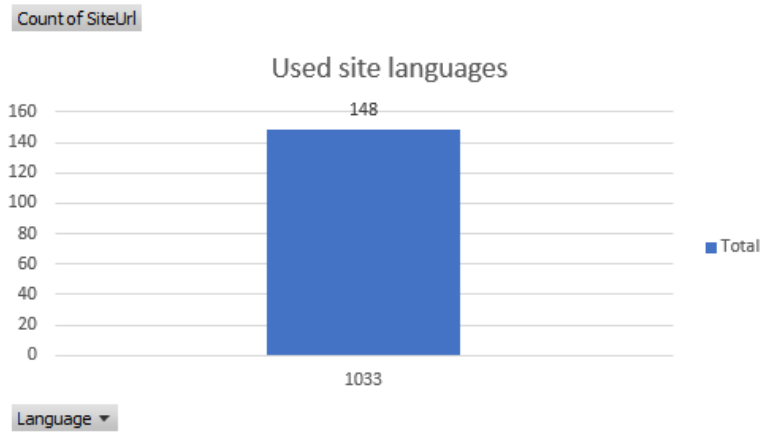
When authors want to publish a page they created then the publishing might require page approval, potentially via a workflow. Also sometime a "scheduled" publishing is used. These published pages can also use audience targeting.

If you require page publishing approval for your modern portal you can:

- Enable page approval on the SitePages library
- Configure the page approval flow in case you want to implement a more advanced approval workflow

Modern "scheduled" publishing is currently not yet available, modern audience targeting is (soon) available.

To learn more click [here](#)



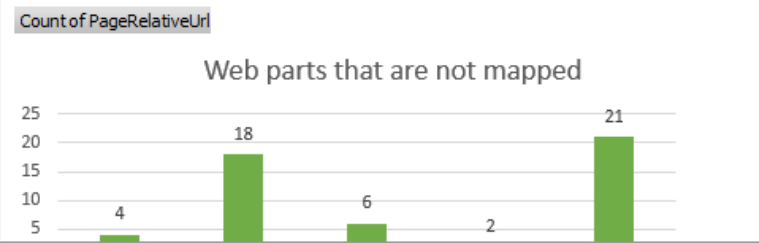
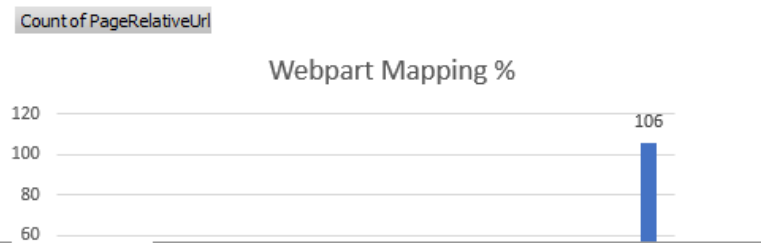
## Multi-Lingual

Classic publishing portals can be configured as multi-lingual portals. Multi-lingual typically is implemented by having a web per language, optionally combined with variations to automate the copying of content from the source language to the various target languages.

When you build a modern portal you'll notice that the site's "chrome" is shown in the user interface. This is because the user interface is out-of-the-box and is not localized for all languages and portals.

To learn more click [here](#)

# Scan Dashboards



## Web part mapping compatibility

When you modernize classic publishing portal pages your classic web parts will be replaced by modern page alternatives. The graphs in this section show how "modernizable" your publishing pages are. Pages that do not have a 100% mapping do have one or more web parts which cannot be replaced by a modern alternative. The right graph shows a breakdown of which web parts are not mappable to a modern equivalent.



# Check processes



# You need to talk to your users\*

Business-critical processes

Workflows actually used

Forms used

Custom applications

Web part scripts

\* Yes, actually talk to them



Modernize your sites

# Modernize or Migrate?



# Migrate

---

Build sites and pages that you need

Then move over content – lists & libraries



# Modernize

---

Wiki pages

Web part pages

Blog pages

Publishing pages

SharePoint 2010, 2013,  
2016, 2019, Online


```
ConvertTo-PnPPage -Identity $page.FieldValues["ID"] `
    -Overwrite `
    -TakeSourcePageName:$TakeSourcePageName `
    -LogType File `
    -LogFolder $LogOutputFolder `
    -LogSkipFlush `
    -KeepPageCreationModificationInformation `
    -CopyPageMetadata
}
}

# Write the logs to the folder
Write-Host "Writing the conversion log file..." -ForegroundColor Green
Save-PnPPageConversionLog

Write-Host "Wiki and web part page modernization complete! :)" -ForegroundColor
```

[Transform classic pages to modern pages | Microsoft Learn](#)

# Microsoft 365 Groups

A large group of skydivers in various colorful suits (red, blue, yellow, green, black) are falling in a circular formation against a clear blue sky. The skydivers are arranged in a large circle, with some in the center and others on the perimeter. The text "What are Groups?" is overlaid in the center of the image.

# What are Groups?

# Microsoft 365 Groups

Group of Microsoft 365 resources with a shared membership

Resources can include:

- Shared Outlook inbox
- Shared calendar
- SharePoint site
- Planner Plan
- Yammer Community
- A Microsoft Teams team
- and more!



# Where Are Microsoft 365 Groups Created From?

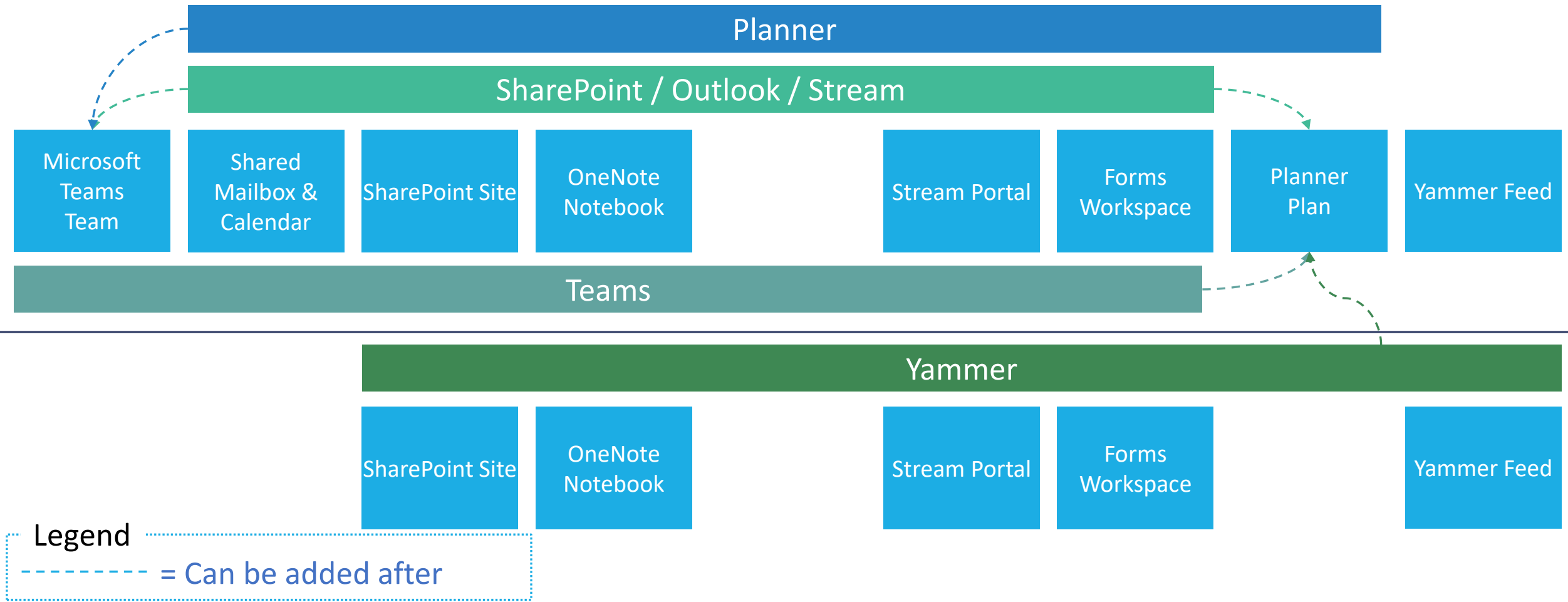
Microsoft 365 Groups can be created from:

- SharePoint (New Team Site)
- Planner (New Plan)
- Yammer (New Community)
- Outlook (New Group)
- Teams (New Team)
- Admin Portal

Different resources are provisioned based on from where the group is created



# Microsoft 365 Groups: Services Created Summary



# Groups and the Intranet?

```
for object to mirror  
mirror_mod.mirror_object =  
operation == "MIRROR_X":  
mirror_mod.use_x = True  
mirror_mod.use_y = False  
mirror_mod.use_z = False  
operation == "MIRROR_Y":  
mirror_mod.use_x = False  
mirror_mod.use_y = True  
mirror_mod.use_z = False  
operation == "MIRROR_Z":  
mirror_mod.use_x = False  
mirror_mod.use_y = False  
mirror_mod.use_z = True
```

```
selection at the end -add  
mirror_ob.select = 1  
modifier_ob.select = 1  
context.scene.objects.active  
("Selected" + str(modifier_ob.name))  
mirror_ob.select = 0  
bpy.context.selected_objects  
data.objects[one.name].select
```

```
print("please select exactly  
--- OPERATOR CLASSES ---
```

```
types.Operator):  
X mirror to the selected  
object.mirror_mirror_x"  
mirror X"
```

# What Happens When You Connect

---

A new Microsoft 365 group is created, and that group is connected to your site collection

A new modern home page is created on your site and set as the site's home page

M365 Group Owners -> site collection administrators

M365 Group Owners -> added to site's Owners group

M365 Group Members -> added to site's Members group

# Ways to Connect

---

## POWERSHELL

```
1 1P
2 SYNOPSIS
3 "Office 365 Group Connects" a Classic SharePoint Online team site by attaching it to an Office Group and provisioning the default
4 resources. Also enables the user to add a classification label and alias for the group and enables Modern User Experience for the site.
5
6 Doesn't use parameters, rather asks for the values it needs. Optionally, supports hardcoding the use of Credential Manager (won't ask for
7 credentials) and SharePoint admin site url.
8
9 EXAMPLE
10 .\Office365GroupConnectSite.ps1
11
12 #region Logging and generic functions
13 function logWrite
14 {
15     param([string] $log, [string] $ForegroundColor)
16
17     $global:stmwritelog.WriteLine($log)
18     if([string]::IsNullOrEmpty($ForegroundColor))
19     {
20         Write-Host $log
21     }
22     else
23     {
24         Write-Host $log -ForegroundColor $ForegroundColor
25     }
26 }
27
28 function LogError
29 {
```

## VIA THE USER INTERFACE

### Associate this team site to a new Microsoft 365 Group

Associating this team site with a new Microsoft 365 Group connects the following applications to the site:

- A shared mailbox and calendar for group conversations in Outlook
- Task management tools using Planner
- The ability to add a team with Microsoft Teams for real-time, persistent chat

Here's what we'll do:

- ✓ Your existing site content, hierarchy and permissions remain the same
- ✓ A new, modern home page will be added to your site
- ✓ We'll help you select group members based on your existing site membership

[Let's get started](#)



# Microsoft 365 Group Convert

---

DEMO

A top-down view of a desk with various items: a smartphone, a pencil, a pair of glasses, a laptop keyboard, and a cup of coffee. The items are arranged in a way that suggests a workspace or a study area. The background is dark, and the items are lit from above, creating soft shadows.

# Management and Governance

# Groups Need Governance

---

You need a governance strategy for Microsoft 365 Groups!

“Governance is simply the answers to the questions of:


- When should we...?
- Who should perform the action?
- How should the task be done?
- Where should this be documented? “

- Daniel Glenn

A photograph of two white disposable coffee cups with black lids, sitting on a light-colored paper tray. In the background, another coffee cup with a latte art design is visible. The word "Takeaways" is written in white, sans-serif font across the center of the image.

# Takeaways

# Takeaways

The background of the slide is a photograph of two white disposable coffee cups with black lids, sitting in a light-colored cardboard tray. The image is slightly blurred and has a dark overlay to make the text stand out.

- Meet your users where they are
- Plan your hub sites
- Modernize your root site
- Planning is key to the modern journey
- Modernize your sites

## Thank you Sponsors!!

Platinum



Gold



Silver



Bronze



# Survey

Fill in the survey to win a prize: <https://bit.ly/MySurvey22>



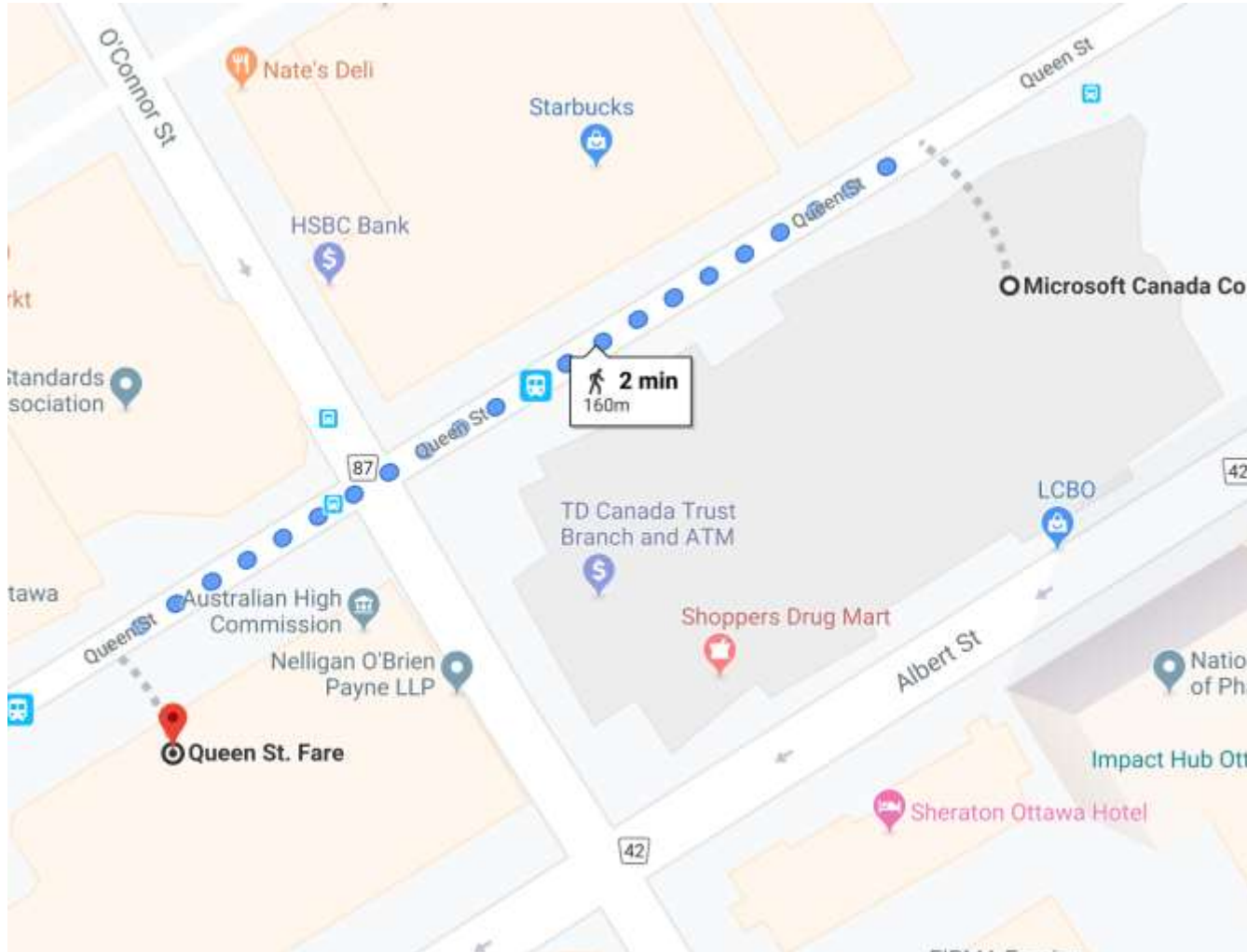
You need to be present to win!

@5:15 pm

SharePint

# Queen Street Fare – 170 Queen Street

(first round on us)



**THANK  
YOU!**



[DanielGlenn.com/Hello](https://DanielGlenn.com/Hello)

## **STAY IN TOUCH**



[@DanielGlenn](https://twitter.com/DanielGlenn)



[DanielGlenn.com](https://DanielGlenn.com)



[/DanielGlenn](https://youtube.com/DanielGlenn)



[/DanielGlenn](https://linkedin.com/DanielGlenn)