



Gaining Insights With Power BI

Daniel Glenn
InfoWorks, Inc.

M365 Saturday Saskatchewan

Agenda

Introduction to Power BI

What are Dashboards & Reports?

Administration

Viewing & Sharing

Working With Your Data

DAX

Thank you to our Online Gold Sponsors!

DEVFACTO

@ Mindlab Systems





**M365Sask
thanks you!**

**We want your
feedback...**

Feedback:

<https://bit.ly/3iyABG>

[DANIELGLENN.COM/HELLO](https://danielglenn.com/hello)



[DanielGlenn.com](https://danielglenn.com)



[@DanielGlenn](https://twitter.com/DanielGlenn)



[/DanielGlenn](https://www.youtube.com/DanielGlenn)




[/DanielGlenn](https://www.linkedin.com/DanielGlenn)



<https://d-g.me/SASK20>



REgarding 365 

Live Show
every Monday!

Subscribe via your favorite
podcast app

URL: MessageCenter.Show





What is Power BI?

<https://d-g.me/SASK20>



Power BI building blocks

<https://d-g.me/SASK20>



Dashboards and Reports

<https://d-g.me/SASK20>



Administration

<https://d-g.me/SASK20>



Viewing and Sharing

<https://d-g.me/SASK20>



Working with Data

<https://d-g.me/SASK20>



Intro to DAX

<https://d-g.me/SASK20>

Coming Soon



- Quick create reports
- Create reports in Microsoft Teams
- Organizational datasets

<https://d-g.me/SASK20>

960

Total Repairs

23

Average Repair Time (min)

10

Average Response Time (min)

14

Out of Service days

69

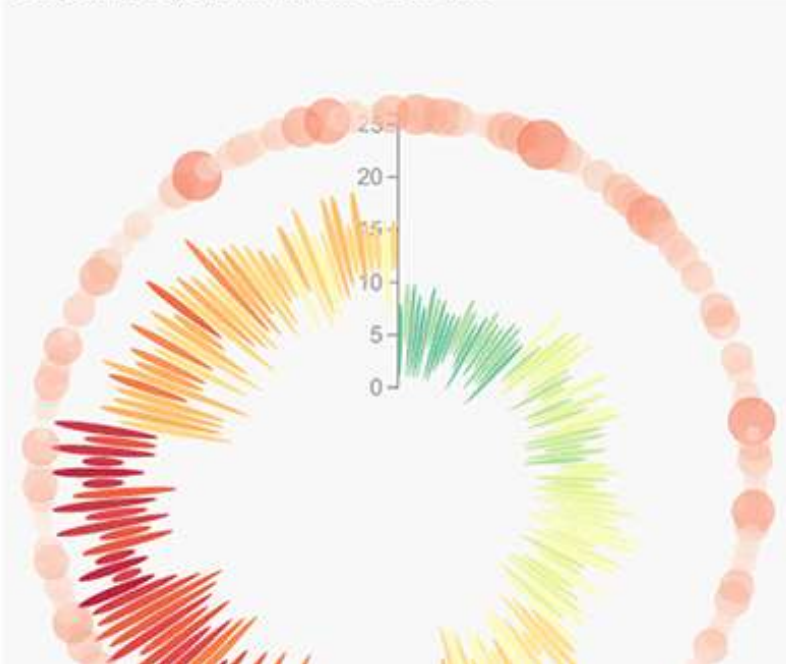
MTBF



Repairs and Average Repair Time by Year and Month



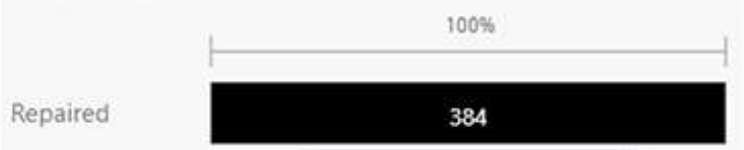
Temperature (C°) and Repairs Over Time



Count of Repairs by Location

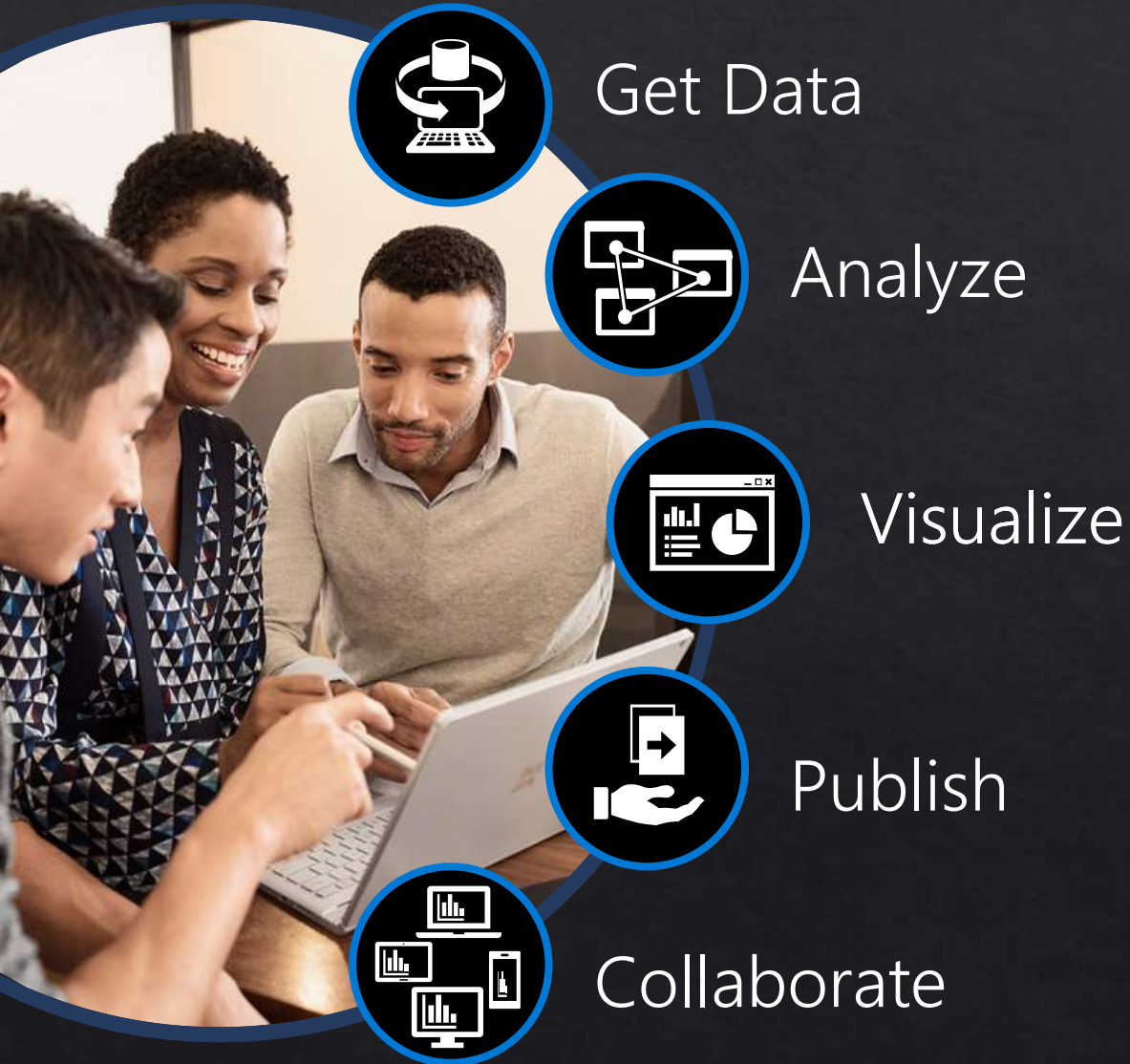


Repairs by Action Taken



What is Power BI?

Microsoft Power BI



Power BI enables everyone at every level of your organization make confident decisions using up-to-the-minute analytics.

<https://d-g.me/SASK20>

Gain insights from your data regardless of where it lives with Power BI



Connect to all your data and get a consolidated view across your business through a single pane of glass

Create ad-hoc analysis, live dashboards and interactive reports that are easy to consume on the web and across mobile devices

Build smart apps by infusing insights from your data and drive action with the power of the Power Platform



Microsoft Power Platform

The low-code platform that spans Office 365, Azure, Dynamics 365, and standalone applications



Power BI
Business analytics



Power Apps
Application development



Power Automate
Process automation



Power Virtual Agents
Intelligent virtual agents



Data connectors



AI Builder



Common Data Service

Datasets

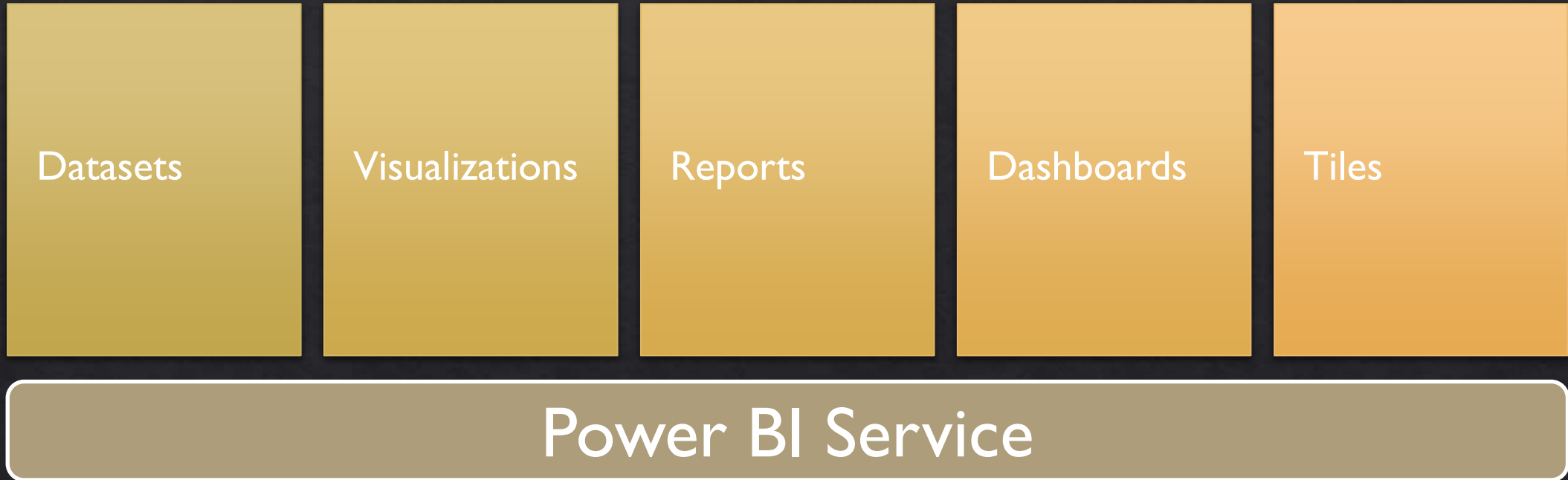
Visualizations

Reports

Dashboards

Tiles

Power BI building blocks



Power BI building blocks

Power BI Service

Power BI Desktop

Power BI APPS

Power BI building blocks



Dashboards and Reports



Why use a dashboard?



Transform business data into insights



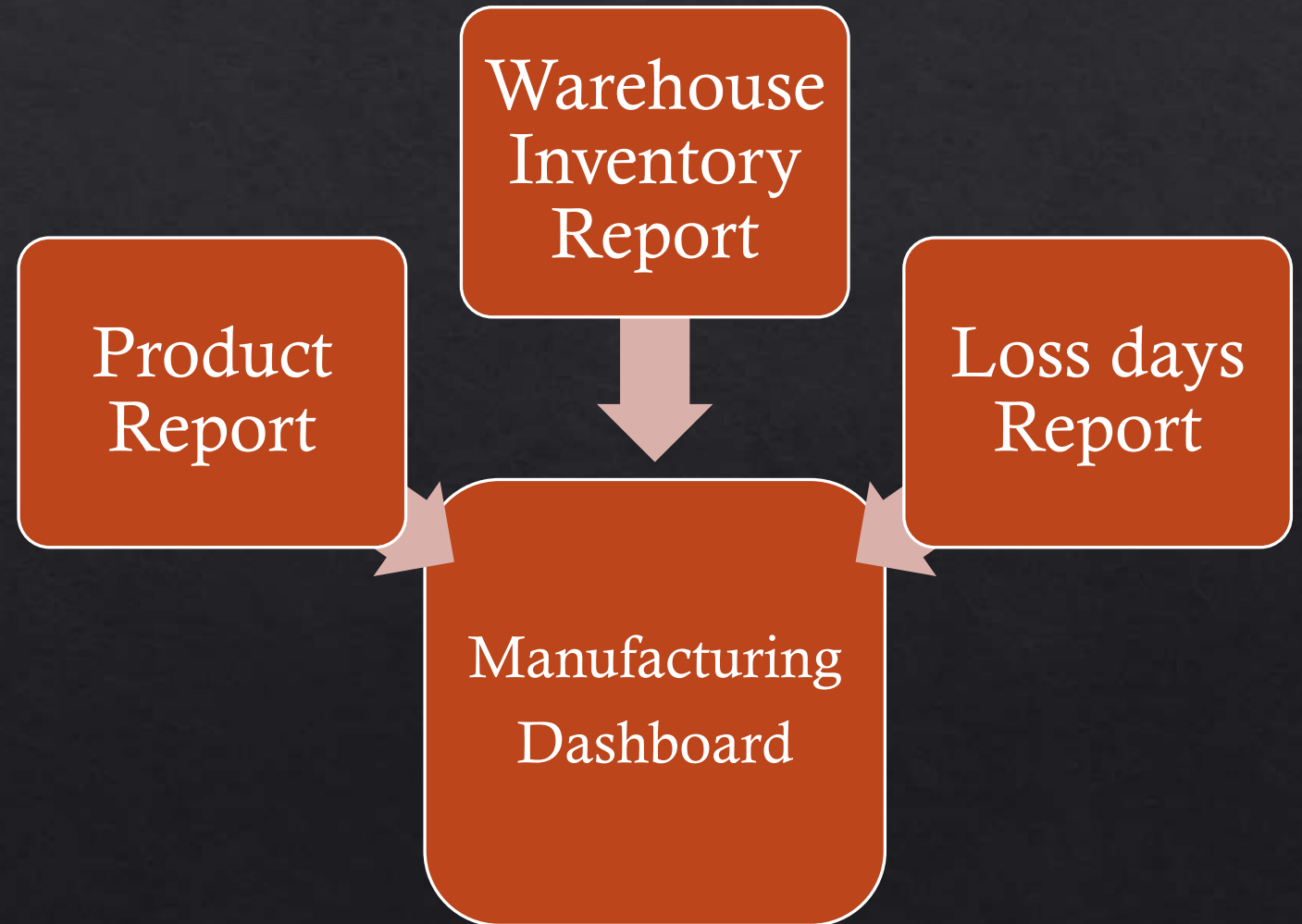
Keep the organization focused



Tell your data story and be an influence

Make it compelling

- Business-driven & updated often
- Use Key Performance Indicators
- Actionable



Make it compelling

- Business-driven & updated often
- Use Key Performance Indicators
- Actionable



Make it compelling

- Tell and show with labels, descriptions
- No thinking required for quick analysis
- Less is more
- Minimize distractions
 - Continuity
 - Symmetry
 - Proximity
 - Similarity



Make it compelling

- Tell and show with labels, descriptions
- No thinking required for quick analysis
- Less is more
- Minimize distractions
 - Continuity
 - Symmetry
 - Proximity
 - Similarity



Dashboards - Main Takeaways

Tell a story

- Limit the number of points you are trying to make
- 3-5 charts on a page
- Present with text (connect points with commentary)
- Where should I start looking, what's next, where to end

Call to action

- Make it clear what decision should be made

reorgan
procedure un
administration
management
direc
ration r

Administration

This Photo by Unknown Author is licensed under CC BY-SA

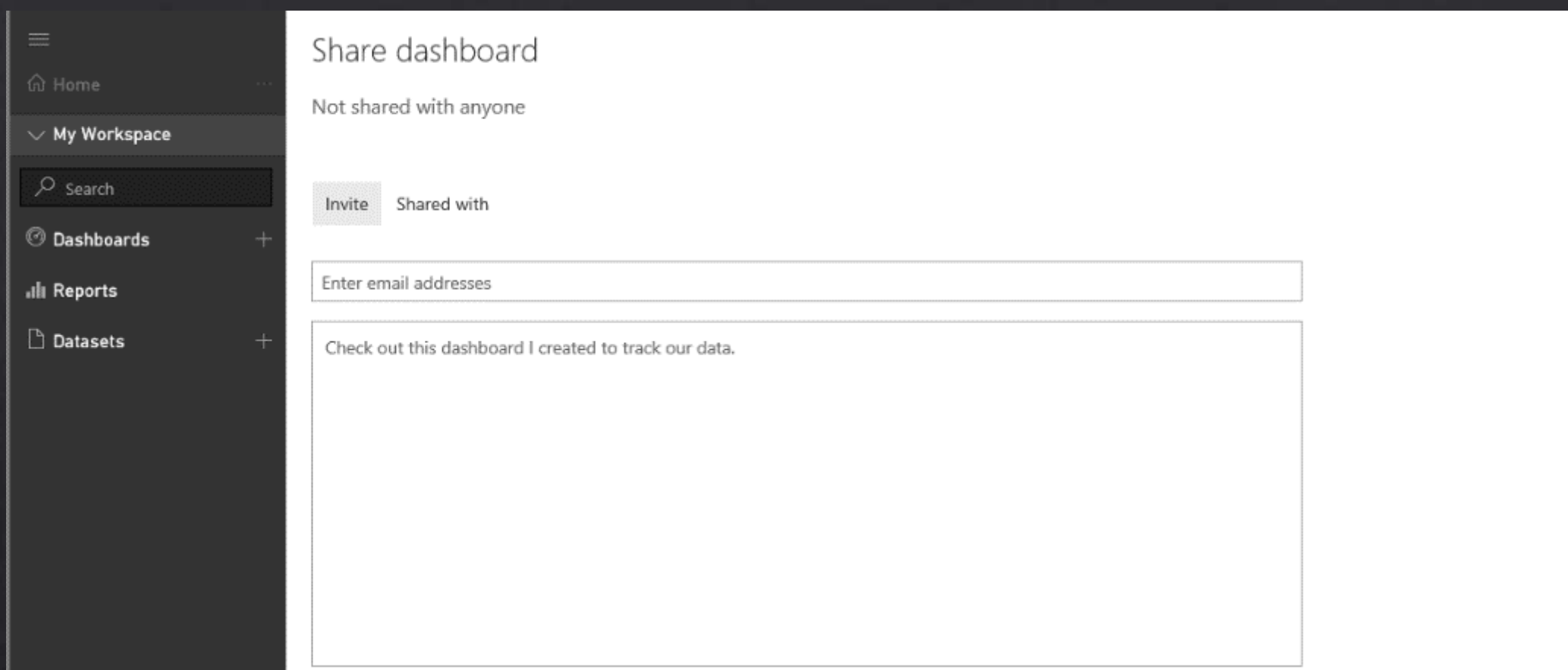
Administration



POWER BI ADMIN
PORTAL



DESKTOP ROLLOUT
AND UPDATES



Viewing and Sharing

Sharing



SHARE
DASHBOARDS
& REPORTS



CONTENT
PACKS



APPS



APP
WORKSPACES

Sharing on the Web

Embedding
reports

Anonymous
sharing

SharePoint
pages

Private
embedding

Sharing on the Web

Share report

ADVENTUREM

Share Access

Only users with Power BI Pro will have access to this report. Recipients will have the same access as you unless row-level security on the dataset further restricts them. [Learn more](#)

Grant access to

Enter email addresses

Include an optional message...

- Allow recipients to share your report
- Allow users to build new content using the underlying datasets
- Send email notification to recipients

Share Chat in Teams Comment Subscri

Report

Embed report

Generate a QR code

SharePoint online

Website or portal

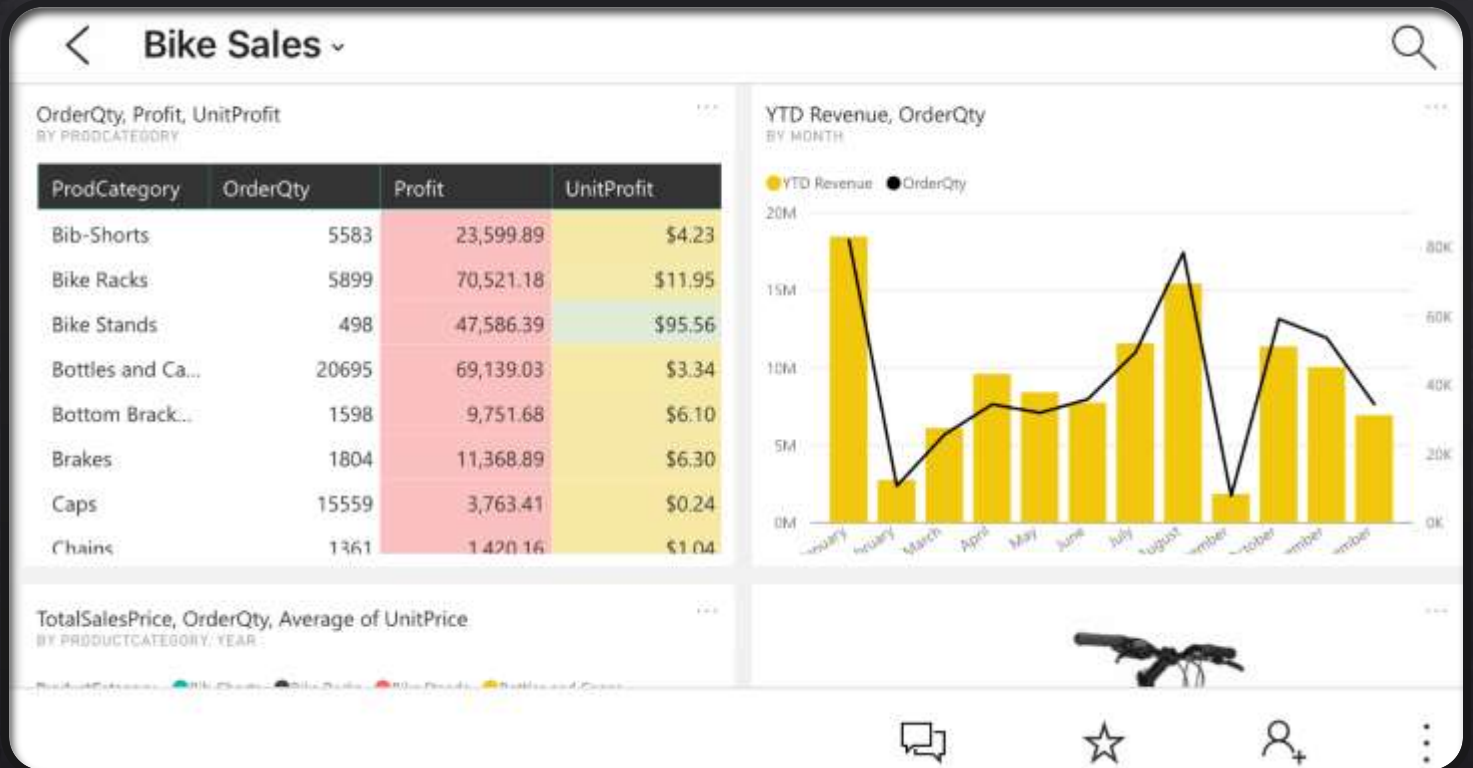
Publish to web (public)

Mobile viewing


Power BI mobile apps

◇ iOS

◇ Android



Working with Data



Your Data



STUDY AND KNOW
YOUR DATA



DATA SOURCES
GALORE

*If using on-premises data, a data gateway is needed to be installed on your network before you can share your reports, etc.

<https://d-g.me/SASK20>

Exploring data import options

Excel

SQL Server

Text

Web

Odata feeds

and more!

On-premises data gateway

One gateway for multiple cloud services and experiences

Cloud services



Gateway Cloud Service

- Encrypts and stores data source credentials and on-premises data gateway details
- Routes queries and results between cloud services, on-premises data gateway, and data source



Azure Service Bus



On-premises data gateway

- Decrypts data source credentials and connects to data source
- Sends queries to data source and returns the results to gateway cloud service

On-premises data sources



Identify

Identify gateway server



Install

Install data gateway



Connect

Connect with Azure

Gateway Configuration Steps



Intro to DAX

INTRO TO DAX



DAX stands for **Data Analysis Expressions**



It is a functional language



Two primary data types:
Numeric and 'Other'

Numeric: integers, decimals, currency

Other: strings and binary objects

INTRO TO DAX

Uses operator overloading



Mix data types in
your calculations



Results will change
based on the input
data type



Happens automatically –
could have negative
consequences
(KNOW YOUR DATA)

DAX Resources



DAX Basics: [DanielGlenn.com/DAXBasics](https://danielglenn.com/DAXBasics)



Video Course: [DanielGlenn.com/DAXvideos](https://danielglenn.com/DAXvideos)

Coming Soon



Quick create reports



Create reports in
Microsoft Teams



Organizational
datasets

Questions?

Power BI Resources

- Guy in a Cube - GuyInACube.com
- Podcast: BiFocal Show
- InfoWorks, Inc. – [contact me!](#)
- Help in the app
- Docs on Microsoft.com





раxмaт
Баярлалаа
спасибо
faafetai lava
nami
nandri
kiitos
dankie
dhanyavadi
gracie
hvala
mauruuru
koszonom

謝謝

ngiyabonga

شكراً جزيلاً

tesekkür ederim

спасибо

thank you

gracias

tapadh leat

bedankt

dziękuję

sagolun

sukriya

kop khun krap

taiku

go raibh maith agat

obrigado

dididi madloba

najis tuke

kam sah hamnida

terima kasih

tanemirt rahmet

grazie

arigatō

takk

dakujem

trugarez

তোমাকে ধন্যবাদ

감사합니다

xiexie

ευχαριστώ

merci

enkosi

bayarlalaa

mauruuru

koszonom

vinaka

blagodaram

kia ora

barka

welalin

tack

misaotra

matondo

paldies

grazzi

mahalo

asante

manana

obrigada

tenki

Баярлалаа

danke

謝謝

dank je

tesekkür ederim

gracias

tapadh leat

хвала

asante

manana

obrigada

murakoze

tenki

djere dieuf

tau

mochchakkeram

mamnun

chnorakaloutioun

gracias ago

gracies

sulpay

sobodi

dekuji

mesi

sagolun

najis tuke

kam sah hamnida

ありがとうございます

tanemirt rahmet

grazie

arigatō

takk

dakujem

trugarez

তোমাকে ধন্যবাদ

감사합니다

xiexie

ευχαριστώ

merci

enkosi

bayarlalaa

mauruuru

koszonom

vinaka

blagodaram

kia ora

barka

welalin

tack

misaotra

matondo

paldies

grazzi

mahalo

asante

manana

obrigada

tenki

Баярлалаа

danke

謝謝

dank je

tesekkür ederim

gracias

tapadh leat

хвала

asante

manana

obrigada

murakoze

tenki

djere dieuf

tau

mochchakkeram

mamnun

chnorakaloutioun

gracias ago

gracies

sulpay

sobodi

dekuji

mesi

sagolun

najis tuke

kam sah hamnida

ありがとうございます

tanemirt rahmet

grazie

arigatō

takk

dakujem

trugarez

তোমাকে ধন্যবাদ

감사합니다

xiexie

ευχαριστώ

merci



**M365Sask
thanks you!**

**We want your
feedback...**

Feedback:

<https://bit.ly/3iyxABG>

[DANIELGLENN.COM/HELLO](https://danielglenn.com/hello)



DanielGlenn.com



@DanielGlenn



/DanielGlenn



/DanielGlenn



<https://d-g.me/SASK20>