

WELCOME!



What's New

- ◆ New SharePoint Online UI updates
 - ◆ Change site look: megamenu, footer, header
 - ◆ Page enhancements: section backgrounds, title regions customization, etc.
- ◆ SharePoint Online List updates
 - ◆ Bulk check in/out, signals, column totals, column drag and drop
- ◆ SharePoint Migration Tool enhancements
 - ◆ Managed Metadata Service support
 - ◆ Web part support
 - ◆ Site navigation
- ◆ Microsoft Teams – 5000 team members

Events

- ◆ SharePoint Fest – Washington D.C. May 1-3 – SPFest.com
 - ◆ Use code GLENN100 for a discount!
- ◆ SharePoint Conference – Las Vegas May 21-23
 - ◆ Use code GLENN for a discount! -> DanielGlenn.com/SPC
- ◆ Office 365 & SharePoint Saturday – Date TBD
 - ◆ 6th year!
 - ◆ Would you like to help? info@spsnashville.org



This Photo by Unknown Author is licensed under CC BY-NC-ND

We need you!

contact@nashvillesug.com

Build reports and securely share
them in SharePoint
(using data from anywhere)

Daniel Glenn

DanielGlenn.com | [@DanielGlenn](https://twitter.com/DanielGlenn)



Daniel Glenn

Working @ InfoWorksTN.com

Co-host @ MessageCenter.Show



@DanielGlenn



DanielGlenn.com



/regarding365



/regarding365



Live Show
every Monday!

Recordings and get updates:
<https://MessageCenter.Show>

Who is InfoWorks?



Who is InfoWorks?

- ◆ Agile solution provider in the Mid-South region
- ◆ Focused on helping our client partners achieve great things
- ◆ 100% Employee Owned
- ◆ Diverse expertise to deliver sustainable solutions
- ◆ Voted a Best Place to Work nine times



Who
we are

Got Help?

◆ TechCommunity.Microsoft.com

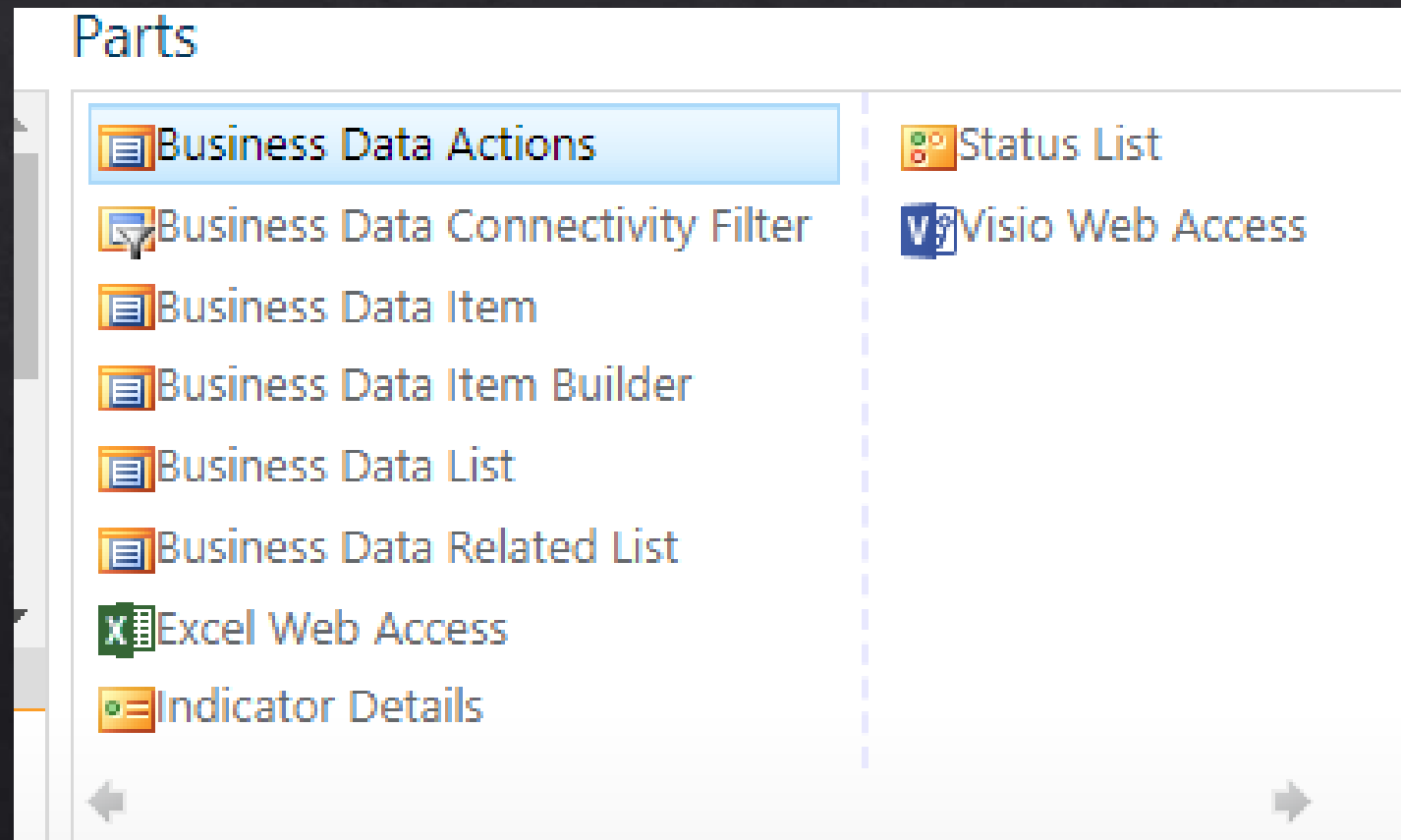
◆ Daniel.Glenn@infoworks-tn.com

Modern
SharePoint
Report Building



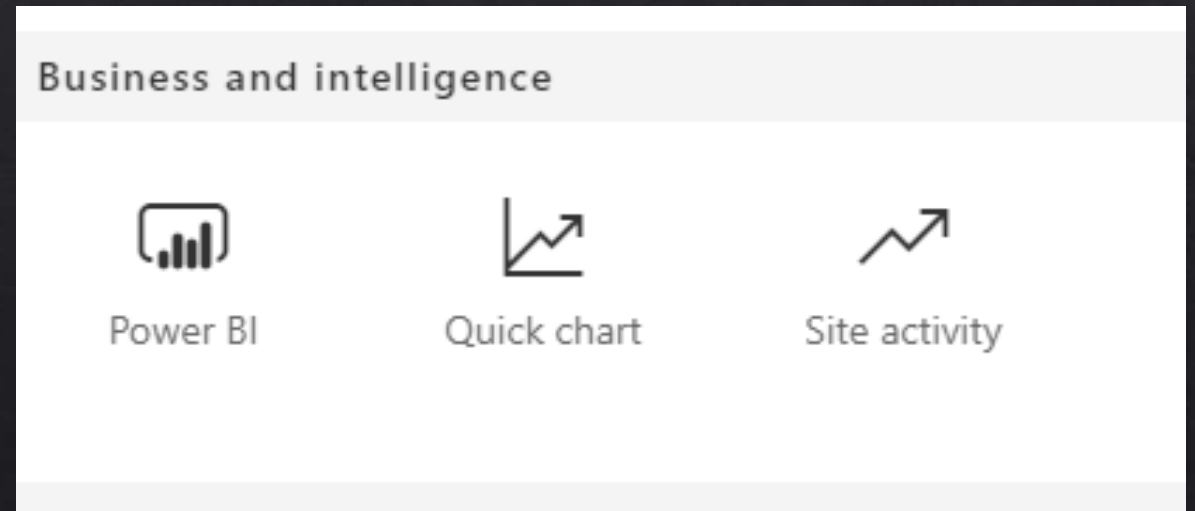
Classic SharePoint

- ◆ Classic options:
 - ◆ Excel Web Access
 - ◆ Status List (Red, Yellow, Green)
 - ◆ Visio Web Access
 - ◆ Business Data Catalog
 - ◆ Page Viewer / Embed / Other



Modern SharePoint

- ◇ Classic options:
 - ◇ File Viewer (Excel, etc.)
 - ◇ Embed
 - ◇ LOB Integration (Web API)
 - ◇ Power BI
 - ◇ Quick chart



Experience Your Insight – any data, any way, anywhere

MICROSOFT CLOUD

Microsoft Azure Office 365
Microsoft Dynamics

Stream
Analytics

NON-MICROSOFT CLOUD

Acumatica Marketo salesforce
COMSCORE Intuit QuickBooks twilio



ON-PREMISES DATA

Hadoop SAP Microsoft SQL Server
ORACLE TERADATA IBM

Intelligent
Apps



5,000,000+
subscribers

190+
countries

200,000+
organizations



Power BI building blocks

The diagram consists of a large rounded rectangle containing three smaller rounded rectangles. The top rectangle is purple and labeled 'Power BI Service'. Below it are two smaller rectangles: a black one on the left labeled 'Power BI Desktop' and a teal one on the right labeled 'Power BI APPS'.

Power BI Service

Power BI Desktop

Power BI APPS

Parts of Power BI

Mobile app



Loss Days	Employees
394	32

Australia, Canada and Employee...



Number of Employees

Month	Australia	Canada	Central	France
January	1	9	7	7


Why use reports and dashboards?

Transform business data into insights

Keep the organization focused

Tell your data story and be an influence

Use your data
Even on-prem!



Your Data

- ◆ Study and know your data
- ◆ Data sources galore

*If using on-premises data, a data gateway is needed to be installed on your network before you can share your reports, etc.

Accessing your on-premises data

- ◇ Analysis Services Tabular
- ◇ Analysis Services Multidimensional
- ◇ File
- ◇ Folder
- ◇ IBM DB2
- ◇ IBM Informix Database
- ◇ IBM Netezza
- ◇ Impala
- ◇ MySQL
- ◇ OData
- ◇ ODBC
- ◇ Oledb
- ◇ Oracle
- ◇ PostgreSQL
- ◇ SAP BW
- ◇ SAP HANA
- ◇ SharePoint list (on-premises)
- ◇ Snowflake
- ◇ Spark
- ◇ SQL Server
- ◇ Sybase
- ◇ Teradata
- ◇ Web

On-premises data gateway

One gateway for multiple cloud services and experiences

Cloud services



Gateway Cloud Service

- Encrypts and stores data source credentials and on-premises data gateway details
- Routes queries and results between cloud services, on-premises data gateway, and data source



Azure Service Bus



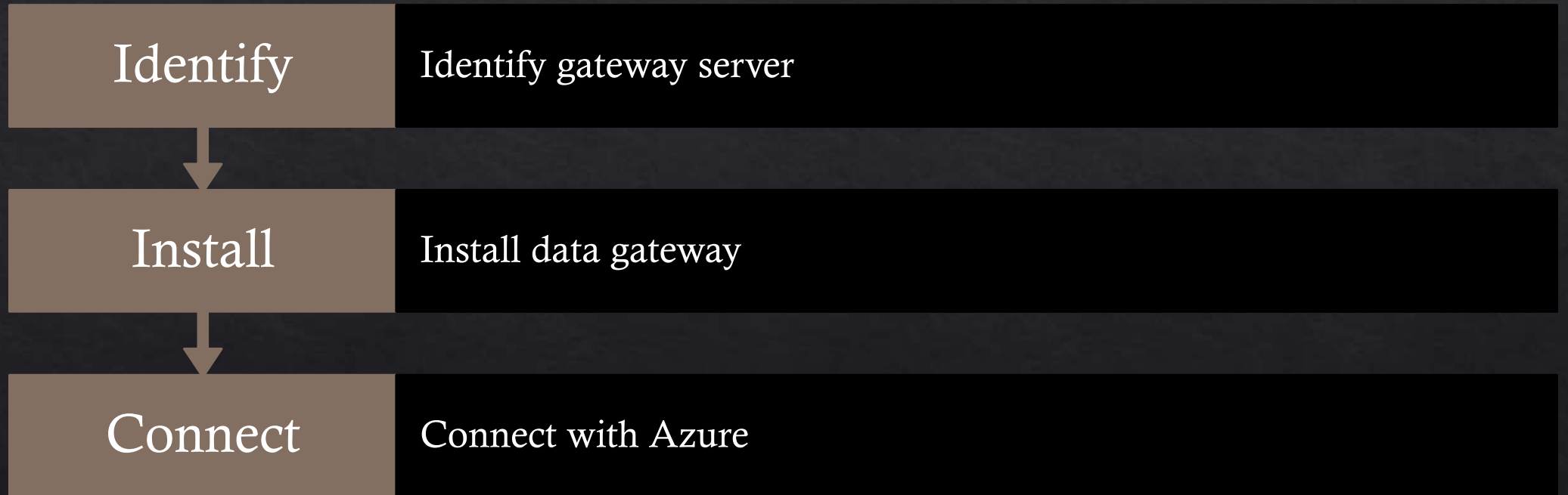
On-premises data gateway

- Decrypts data source credentials and connects to data source
- Sends queries to data source and returns the results to gateway cloud service

On-premises data sources



Gateway Configuration Steps



SharePoint + Power BI



Demo Time!



Questions?





Daniel Glenn

Working @ InfoWorksTN.com

Co-host @ MessageCenter.Show



@DanielGlenn



DanielGlenn.com



/regarding365



/regarding365



Microsoft[®]
Most Valuable
Professional