

Using Your On-Prem Data in a Cloud World

Daniel Glenn

#SQLSatMemphis October 6, 2018



Daniel Glenn

Working @ InfoWorksTN.com

Co-host weekly show @
MessageCenter.Show



@DanielGlenn



DanielGlenn.com



youtube.com/c/regarding365



facebook.com/regarding365



Live Show
every Monday!

Recordings and get updates:
<http://MessageCenter.Show>

Who is InfoWorks?

- ◆ Agile solution provider in the Mid-South region
- ◆ Focused on helping our client partners achieve great things
- ◆ 100% Employee Owned
- ◆ Diverse expertise to deliver sustainable solutions
- ◆ Voted a Best Place to Work nine times



Who
we are

Agenda

Cloud Benefits

- Power BI
- PowerApps
- Microsoft Flow

Using Our Data in the Cloud

- Data gateway
- Connect to on-prem:
SQL & SharePoint
Server

Business Application Platform Innovation

Build modern business apps—fast

Compose analytics, user experiences, and automation using an integrated set of services from Microsoft.

Empower line of business

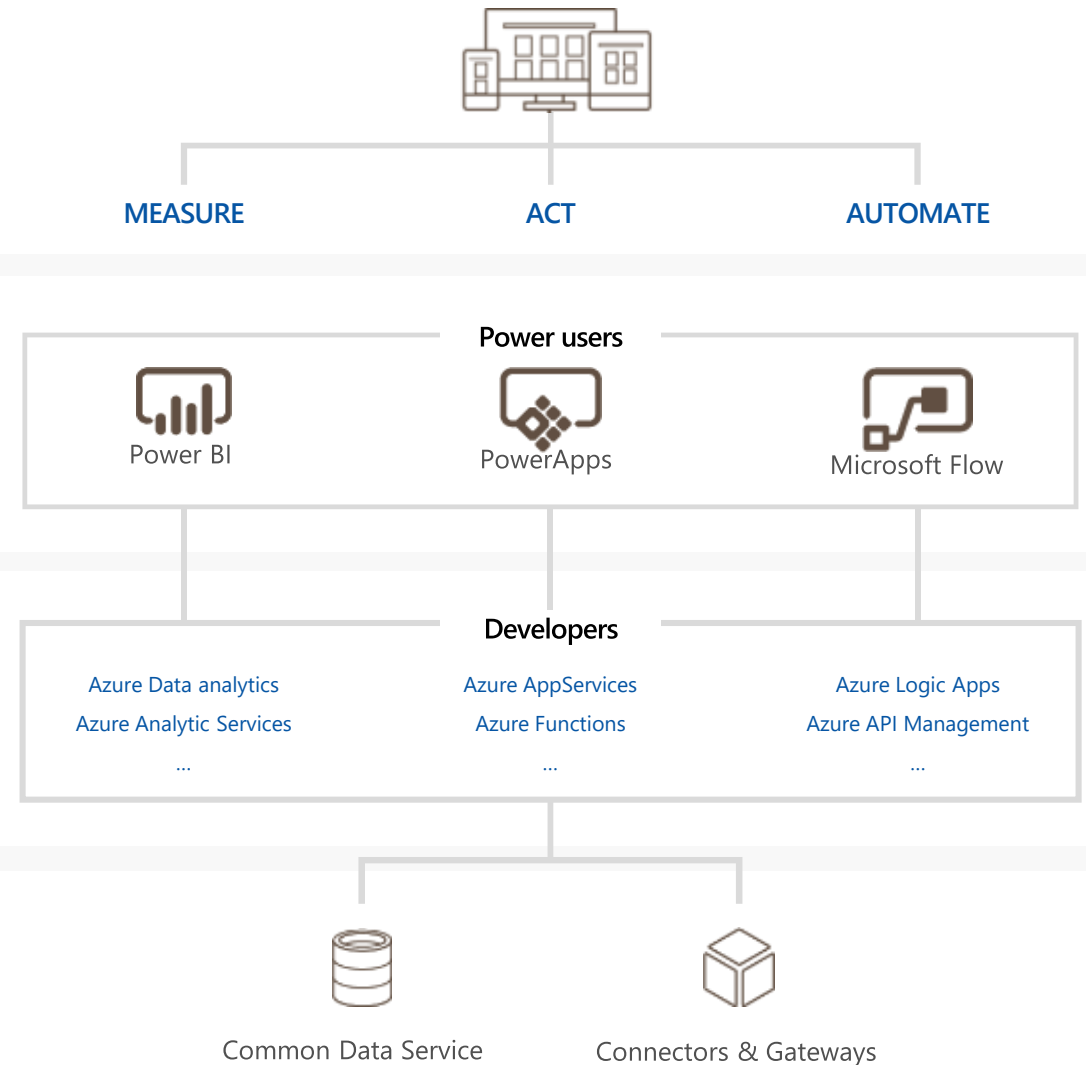
Help power users who understand their business needs best build solutions quickly without writing code.

Enable developers to extend

Leverage Azure platform services to provide capabilities and components for power users.

Connect to data across apps and platforms

Get more value from your data, whether you use the Common Data Service or integrate your app with existing systems and services.



Experience Your Insight – any data, any way, anywhere

MICROSOFT CLOUD

Microsoft Azure Office 365
Microsoft Dynamics

Stream
Analytics

NON-MICROSOFT CLOUD

Acumatica Marketo salesforce
COMSCORE Intuit QuickBooks twilio

ON-PREMISES DATA

Hadoop SAP Microsoft SQL Server
ORACLE TERADATA IBM

Intelligent
Apps



5,000,000+
subscribers

190+
countries

200,000+
organizations

Microsoft Flow helps you **work smarter** by automating workflow across your apps and services



Get notifications



Synchronize files



Collect data



Automate approvals



Integrate the systems
you're already using...
even custom APIs.

Get started quickly with hundreds of useful templates

The screenshot shows the Microsoft Flow templates gallery. At the top, there is a navigation bar with the following elements: a grid icon, the word "Flow" with a "Preview" link, "My flows", "Browse", "Learn", and a search bar labeled "Search templates...". Below the navigation bar, there are filters: "Showing All flows" and "sorted by Popularity". The main area displays a grid of 16 flow templates, each with a title, a description, and usage statistics. The templates are as follows:

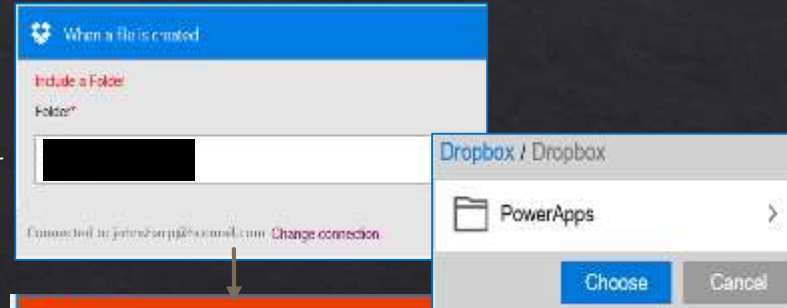
Template Title	By Microsoft Used
Create a to-do item in Wunderlist for important emails	254 times
Save my email attachments to a SharePoint document library	195 times
Get daily reminders in Email	103 times
Save tweets to a CSV file in OneDrive	99 times
Translate non-English emails	56 times
Save email attachments to Dropbox	55 times
Send me an email when a new file is added in SharePoint Online	54 times
Get a text notification when you receive an email from your manager	53 times
Copy new files in Dropbox to a specific folder on OneDrive	51 times
Email yourself new Tweets about a certain keyword	40 times
Save tweets to a CSV file in Dropbox	33 times
Copy files between OneDrive and Dropbox	32 times
Send me an email when a new item is added to a SharePoint Online list	-
Post to Yammer if new tweets match with hashtag	-
Get Office 365 email notifications forwarded to Slack channel	-
Share my Tweets on Facebook	-

Build your own flows in an easy to use visual designer

Sending an Exchange email when a new file is added in Dropbox

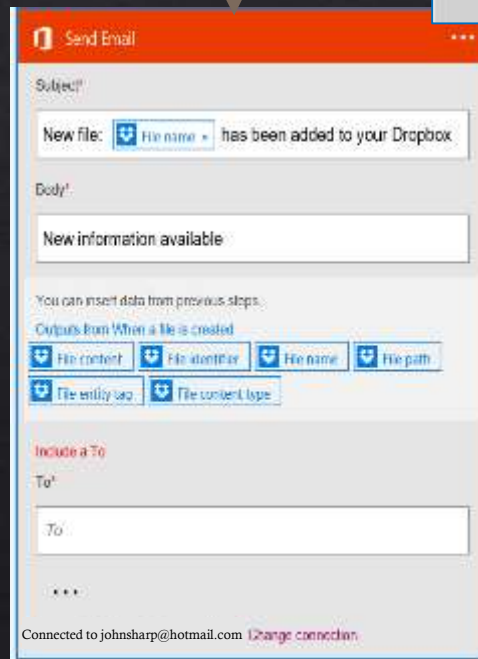
Authenticate to your Dropbox account.

Select folder to monitor



Authenticate to your O365 account.

Build email *Subject* and *Body*



Choose to include properties from previous step (Dropbox file) to improve relevance

Specify *Send To* email address and additional properties (optional): *From*, *CC*, *BCC* and *Importance*

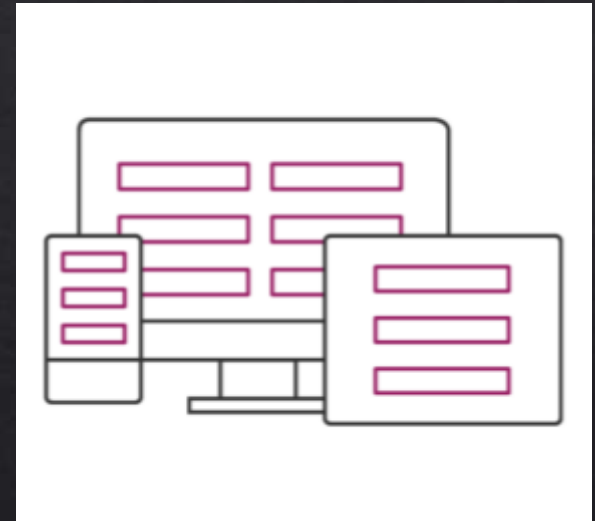
Microsoft PowerApps is a service for creating and using custom business apps across platforms



Connect to data & systems you're already using; create the data you need



Create apps, forms, and workflows without writing code

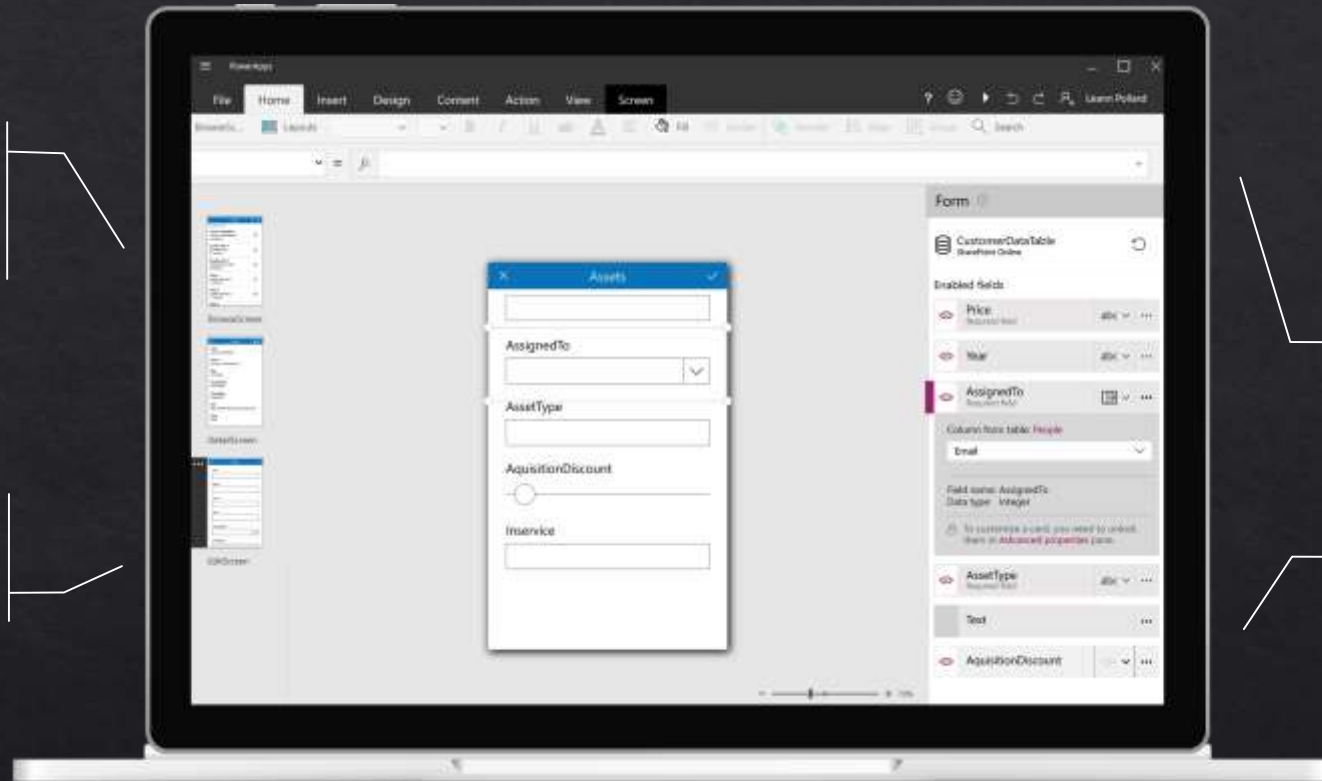


Use apps on web and mobile

Build useful apps without writing code

Craft forms and screens in a visual designer that helps you see exactly what you'll get

Take advantage of device capabilities like cameras, GPS, and pen controls



Build business logic into your apps with an Excel-inspired expression language

Extend the capabilities of connected data sources, or focus just on the bits you need

<https://powerapps.microsoft.com/en-us/tutorials/formula-reference/>



Connect to the systems you're already using

Quickly generate and customize apps based on Excel files, SQL, SharePoint Online lists, Salesforce records and more. You can even connect using custom APIs.

Even connecting to data in your on-premises systems through a common Data Gateway.

Your apps will be able to fully interact with underlying sources and will respect the permissions you've already established in them.

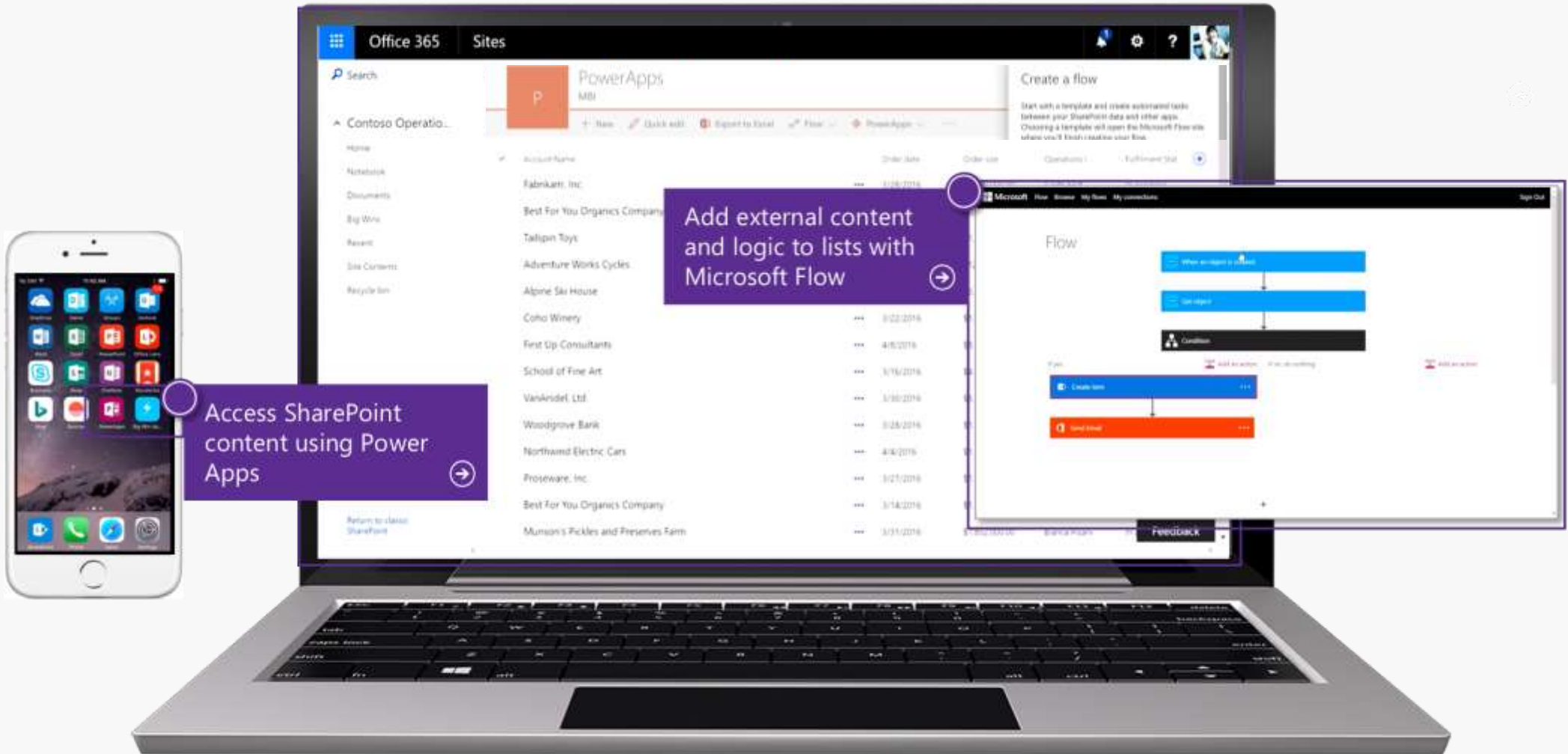
Publish apps instantly for web and mobile

Get apps to your team when and where they're needed, whether that's on the web, Windows, iOS or Android—no app store required.



Office 365 automation

SharePoint Modern List integration with PowerApps and Microsoft Flow



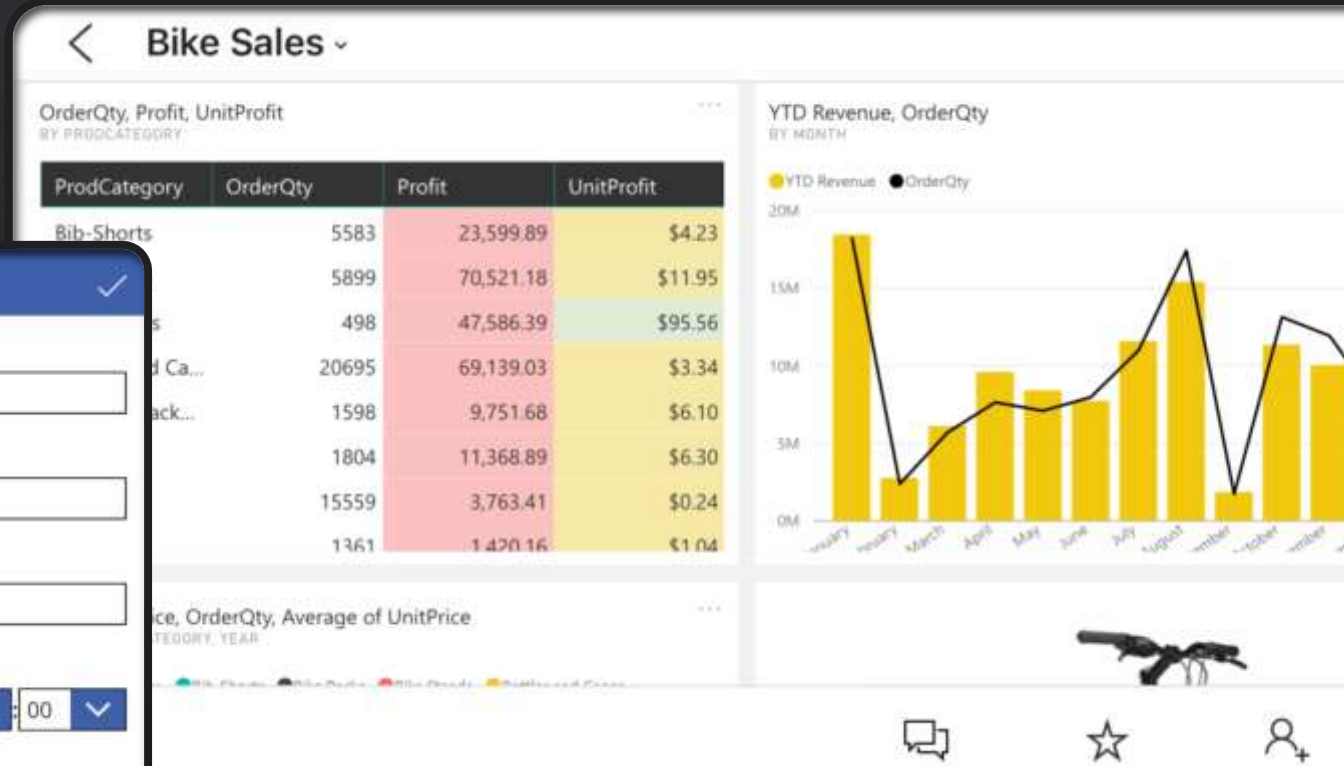
PowerApps Community Plan

- ❖ Learn to build business apps and workflows with the full functionality of PowerApps, Microsoft Flow, and the Common Data Service.
- ❖ Connect to any data source using either the available 100+ out of the box connectors or by creating your own custom APIs.

[powerapps.microsoft.com/
communityplan](https://powerapps.microsoft.com/communityplan)

The screenshot shows the Microsoft PowerApps website's landing page for the Community Plan. The page has a purple header with navigation links for Microsoft, PowerApps, Learn, Support, Partners, Blog, and Pricing. The main heading is "PowerApps Community Plan" with the sub-heading "Get a free environment for individual use". Below this, there are three bullet points: "Learn and develop your PowerApps and Microsoft Flow skills", "Explore and create in a full-featured environment for development", and "Build apps on a single, extensible view of your data with the Common Data Service". A "Get started free" button is prominently displayed. Below the button, there is a link for "Existing user? Create an individual environment". The page is divided into three columns, each with an icon and a title: "Build business apps and workflows" (with a plus icon), "Free for individual use" (with a plus icon), and "Build and distribute smarter apps" (with a database icon). Each column contains a brief description and a "Learn more" link. At the bottom, there is a section titled "What's included?" which lists the features: "PowerApps" (unlimited apps with CDS and premium connectors), "Microsoft Flow" (automate workflows), and "Common Data Service" (build a data model). The page also features images of a smartphone and a laptop displaying PowerApps interfaces.

Mobile apps



Update Details

Title
Cloud-based ERP

PMAssigned
Irvin Sayers

Status
In progress

ProjectedStartDate
7/9/2017 00:00

ProjectedEndDate
12/23/2017 00:00

ProjectedDays
123

ActualDays

AT&T Wi-Fi 1:53 PM 100%

Flow details

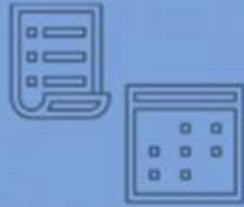
Get feedback from your team for the selected file
Hasn't run recently

Enable flow

- Edit flow
- Run history
- Save as
- Delete flow

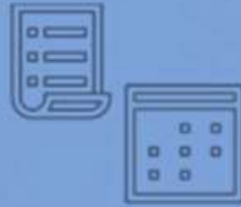
Activity Browse Buttons Flows Account

And Another Thing...




InfoPath/
SharePoint
Designer

No new versions,
supported
through
2026



Access Web
Apps

Shutdown in SPO
April 2018



PowerApps/Flow

Successors to
InfoPath, Access
Web Apps, and
SharePoint
Designer
workflows

On-premises data gateway

One gateway for multiple cloud services and experiences

Cloud services



Gateway Cloud Service

- Encrypts and stores data source credentials and on-premises data gateway details
- Routes queries and results between cloud services, on-premises data gateway, and data source



Azure Service Bus



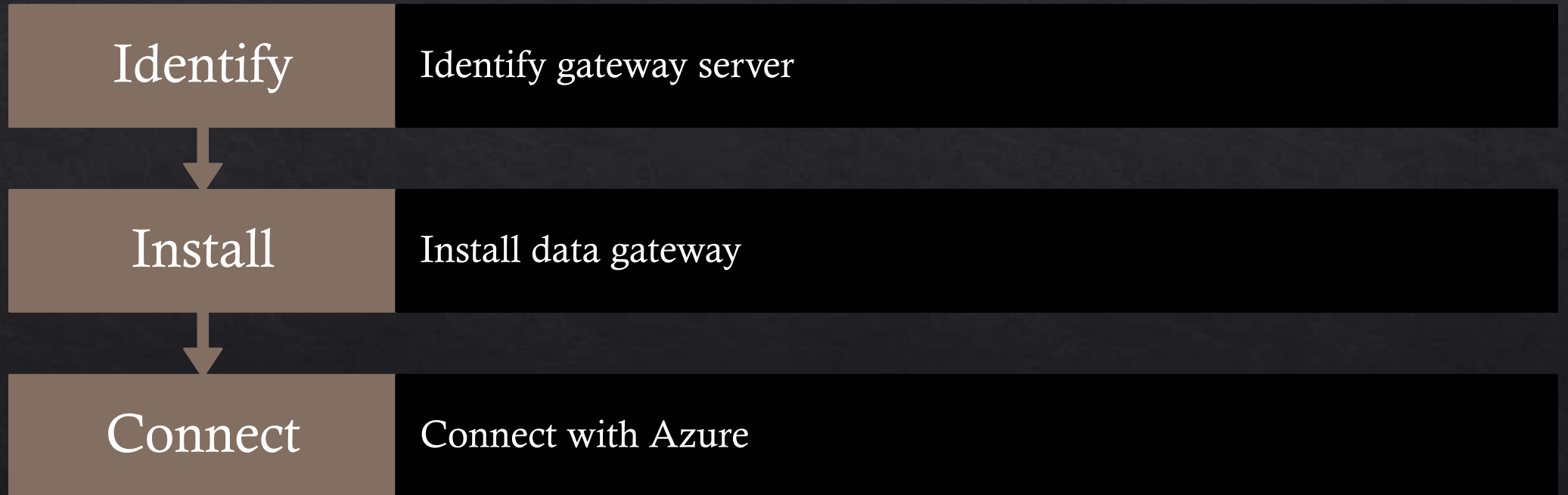
On-premises data gateway

- Decrypts data source credentials and connects to data source
- Sends queries to data source and returns the results to gateway cloud service

On-premises data sources

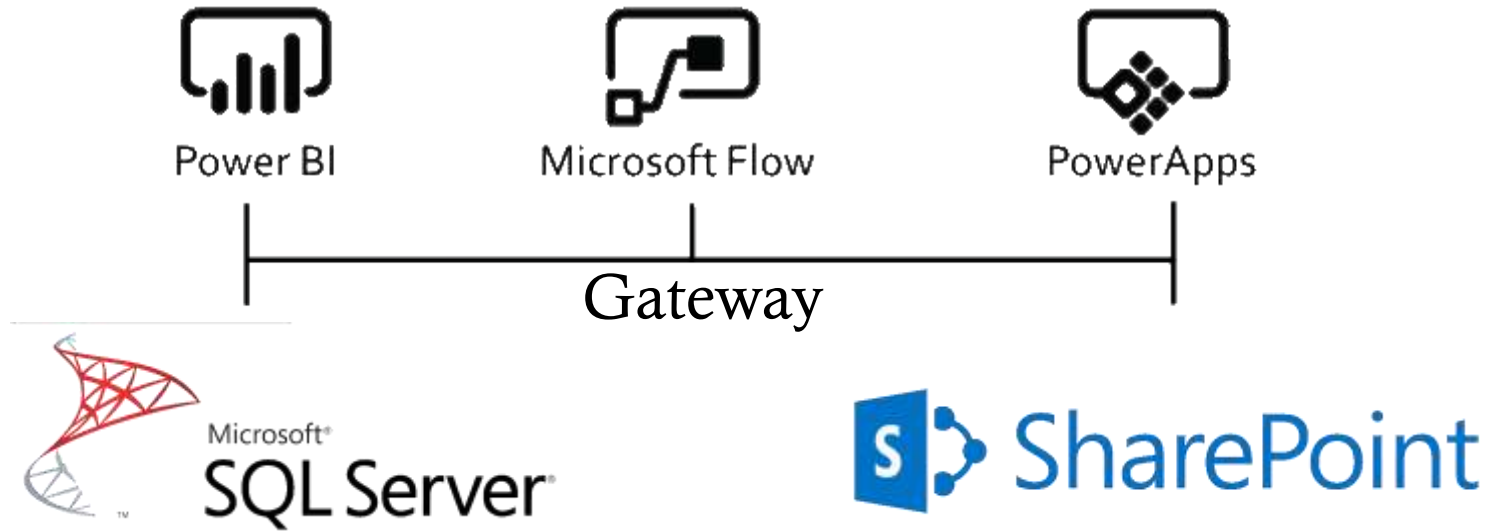


Gateway Configuration Steps



Install Demo

Let's put it to work



Questions?



Daniel Glenn

Working @ InfoWorksTN.com

Co-host weekly show @
MessageCenter.Show



@DanielGlenn



DanielGlenn.com



youtube.com/c/regarding365



facebook.com/regarding365