

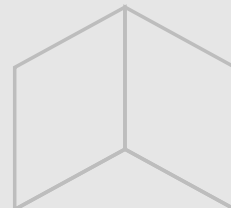
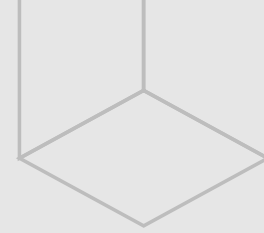
Microsoft Ignite

Learn.
Connect.
Explore.



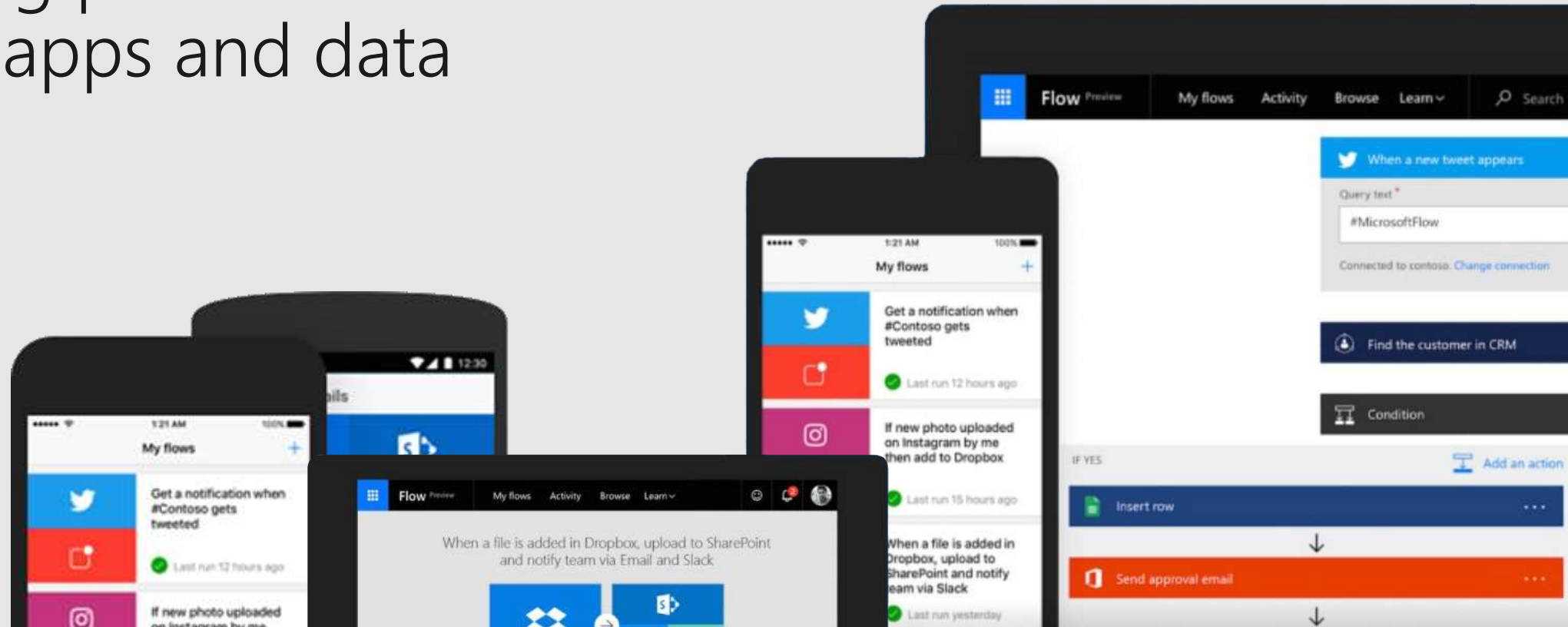
Creating a custom Microsoft Flow template gallery in SharePoint

Daniel Glenn



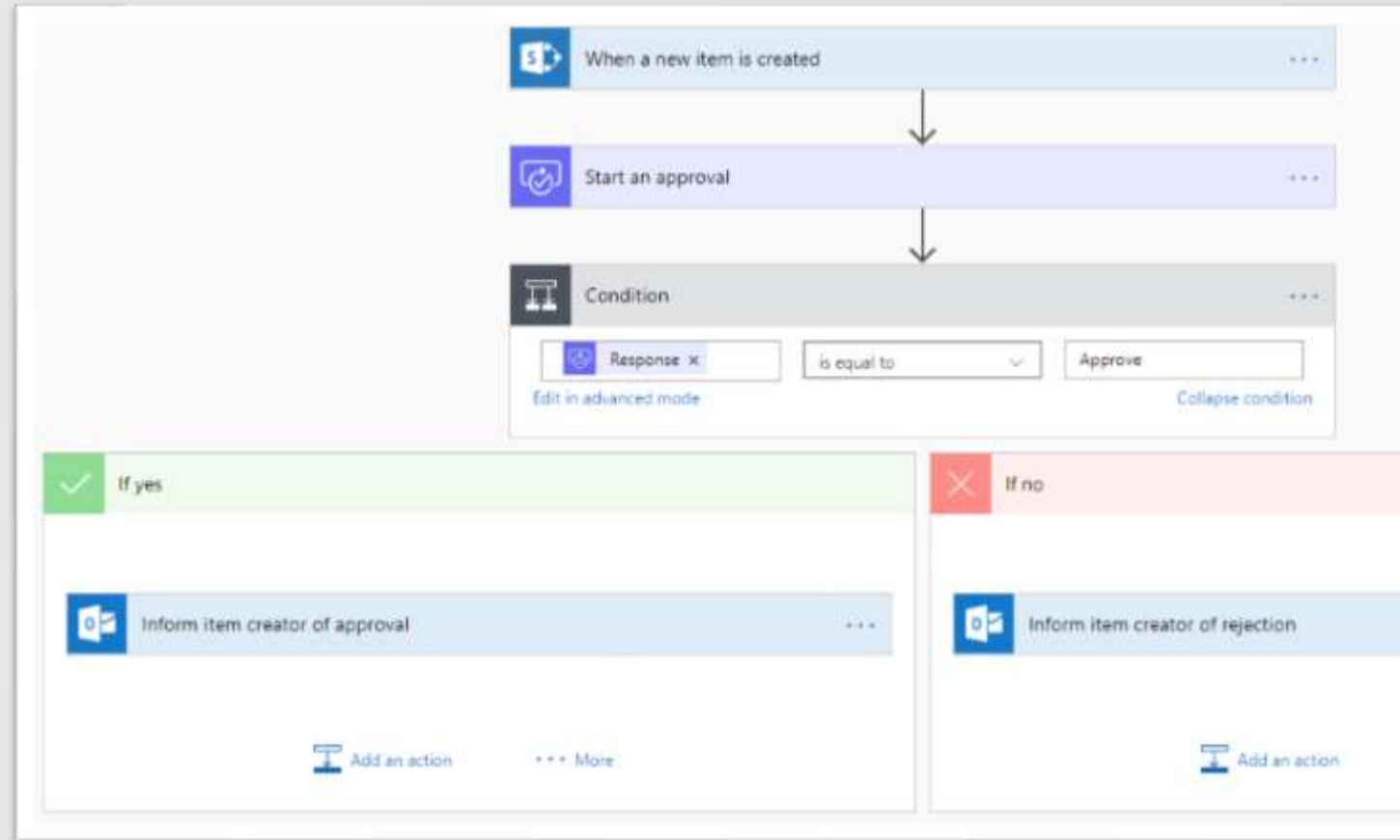
Work less, do more

Microsoft Flow helps people and teams work smarter by automating processes across their apps and data



Characteristics of a flow

- Starts with an event or trigger via connectors
- Performs any number of actions via connectors
- Can have conditional logic



Hundreds of templates are available on the Microsoft Flow website

The screenshot displays the Microsoft Flow website interface. At the top, there is a navigation bar with the following items: Flow, My flows, Approvals, Templates, Connectors, and Learn. On the right side of the navigation bar, there are icons for search, a smiley face, a notification bell with a red '1', a download arrow, and a settings gear. Below the navigation bar is a search bar with the placeholder text "Search templates ..." and a dropdown menu set to "Sorted by popularity". Underneath the search bar is a horizontal menu with the following categories: All flows, Featured, Approval, Button, Data collection, Email, Events and calendar, Mobile, Notifications, Productivity, Social media, and Sync. The main content area is a grid of 16 template cards, each with a vertical stack of three icons on the left, a title, and usage statistics at the bottom. The templates include: "Send myself a reminder in 10 minutes" (Used 115680 times), "Get today's weather forecast for my current location" (Used 111733 times), "Save Outlook.com email attachments to your OneDrive" (Used 81176 times), "PowerApps button" (Used 74723 times), "Get a push notification with updates from the Flow blog" (Used 57694 times), "Start approval when a new item is added" (Used 53352 times), "Send me a push notification with my current location" (Used 31620 times), "Get updates from the Flow blog" (Used 30446 times), "Save Office 365 email attachments to OneDrive for Business" (Used 30135 times), "Get a daily digest of the top CNN news" (Used 27332 times), "Send approval and follow up via email" (Used 25600 times), "Track Outlook.com emails in an Excel spreadsheet" (Used 20721 times), "Quickly email a note to yourself", "Record form responses in SharePoint", "Track your working hours", and "Get a push notification when you receive an email from your...".

Submitting templates to the Microsoft Flow public gallery

Submit as template



Template title*

Microsoft Secure blog post

Template description*

Add details here about how your flow works


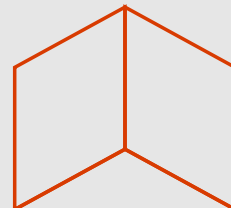
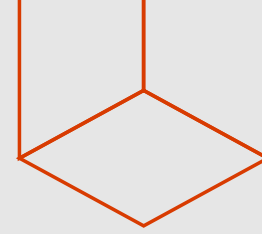
Biggest benefit

For example, it helps organize your inbox

Number of users

Is this flow for one person or a group?

Microsoft Flow Resource Community



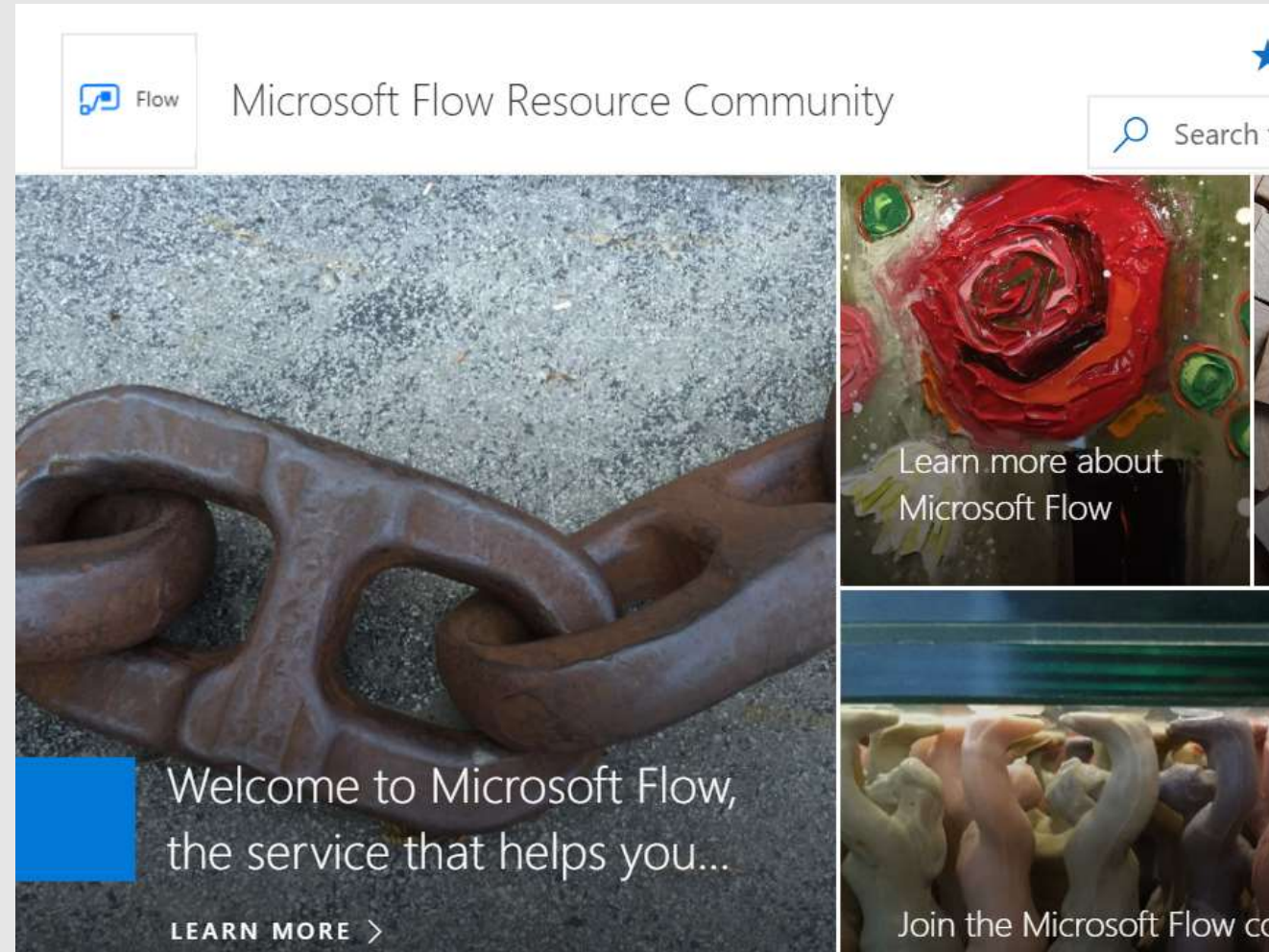
Purpose of a Microsoft Flow Resource Community

- Promote the product
- Help
 - new users get started
 - advanced users share what they know
- Support open dialogue and troubleshooting of issues
- Prevent users from “Reinventing the wheel”
- Host organization-approved Flow templates



Elements of a Microsoft Flow Resource Community

- SharePoint Communications site
- Flow template gallery
- Instructions on how to import/export flows
- Links to internal & external Flow resources
- Yammer web part
- Events calendar



Demo

Daniel Glenn



Items to remember

Create a resource community to build awareness, educate users, and share flow templates

Components:

- SharePoint Communications site
- Template pages using SharePoint News
- Provide training resources
- Yammer integration for open collaboration



Daniel Glenn

Working @ InfoWorksTN.com



@DanielGlenn



DanielGlenn.com

Co-host weekly show @ REgarding365
MessageCenter.Show



youtube.com/c/regarding365



@REgarding365

