
POWER BI & SHAREPOINT – A MARRIAGE MADE IN REDMOND

#SQLSatAtlanta


**DANIEL GLENN
INFOWORKS, INC**

 @DanielGlenn



ABOUT ME



- Collaboration Practice leader at InfoWorks Inc.
- @DanielGlenn 
- DanielGlenn.com
- User Group leader x2



WHO IS INFOWORKS?

- Agile solution provider in the Mid-South region
- Focused on helping our client partners achieve great things
- 100% Employee Owned
- Diverse expertise to deliver sustainable solutions
- Voted a Best Place to Work nine times



Who
we are

WHO IS INFOWORKS?

- We work with companies of all shapes and sizes
 - Fortune 500 companies
 - Small and medium size organizations
 - Non profit organizations

- We work with a diverse set of industries
 - Financial Services
 - Healthcare
 - Higher Education
 - Manufacturing

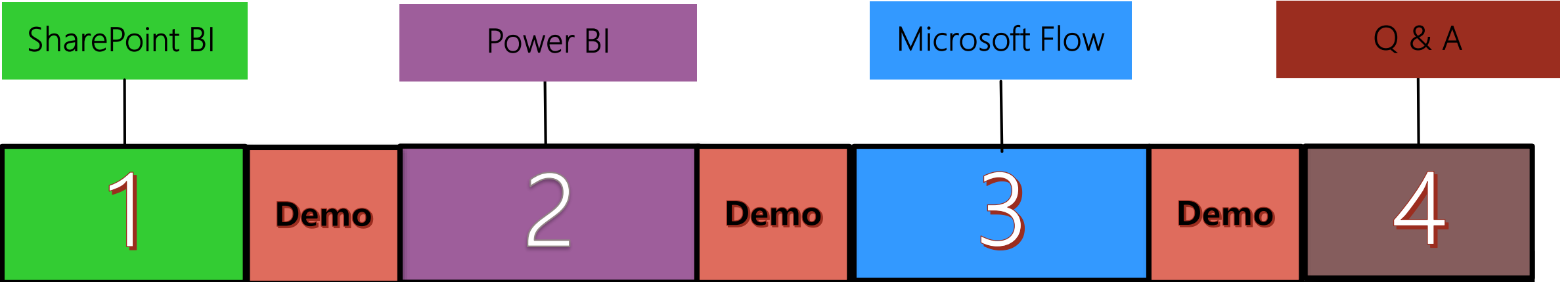


Our
Clients

GOT HELP?

- [Twitter - #SPHelp](#)
- [TechCommunity.Microsoft.com](#)
- Daniel.Glenn@infoworks-tn.com

AGENDA



Start

End

Helpdesk Solution Insights



SHAREPOINT BUSINESS INTELLIGENCE

SHAREPOINT BUSINESS INTELLIGENCE – A BRIEF HISTORY

2013

Service updates

2010

Power Query

Power Pivot

Power View / Map

Visio Services

PerformancePoint
Services

2007

Excel

Excel Services

PerformancePoint
Server

SQL Server Analysis Services (SSAS)

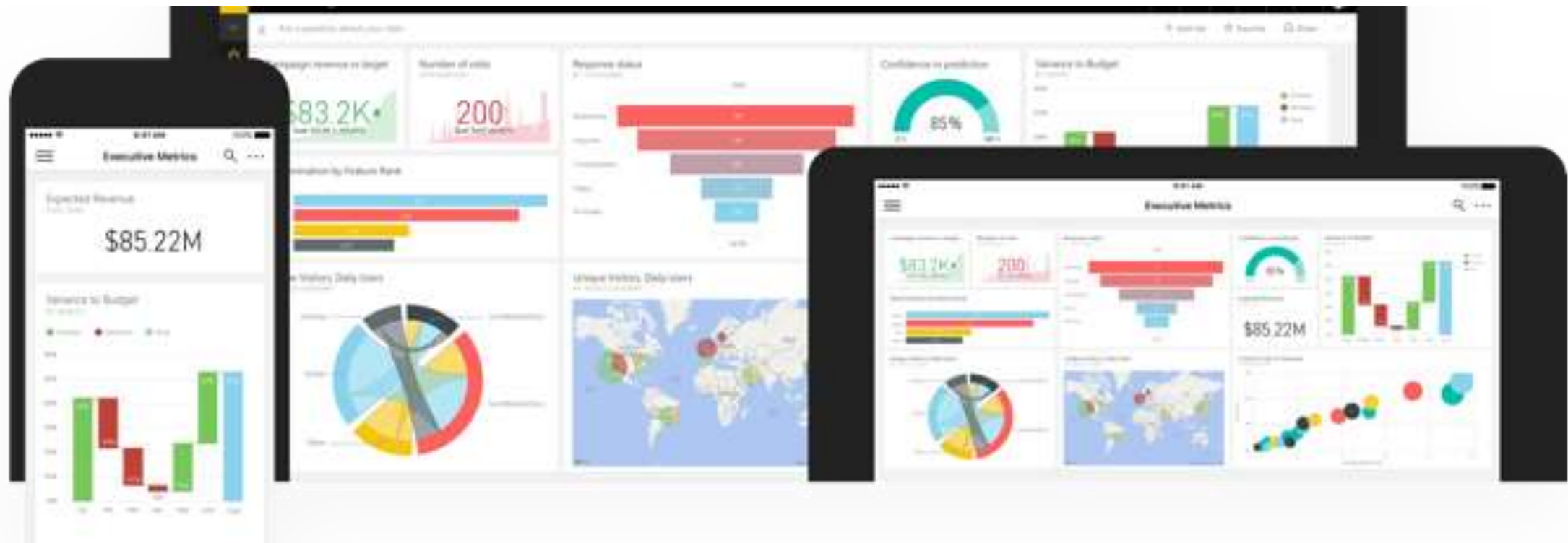
SHAREPOINT BUSINESS INTELLIGENCE

- List views
- Excel and lists
- Quick chart
- Javascript, plugins

SHAREPOINT BUSINESS INTELLIGENCE

DEMO





POWER BI

EXPERIENCE YOUR INSIGHT – ANY DATA, ANY WAY, ANYWHERE

MICROSOFT CLOUD

Microsoft Azure  Office 365

 Microsoft Dynamics

Stream Analytics

NON-MICROSOFT CLOUD

 Acumatica

 Marketo

 salesforce

 comSCORE

 Intuit QuickBooks

 twilio



Analysis

ON-PREMISES DATA

 Hadoop

 SAP

Microsoft SQL Server

ORACLE

TERADATA

IBM

Intelligent Apps



5,000,000+
subscribers

210+
countries

200,000+
organizations

POWER BI

DEMO



Author

Power BI Desktop

Free

[DOWNLOAD FREE >](#)

Connect to hundreds of **data sources**

Clean and prepare data using visual tools

Analyze and build stunning reports with custom visualizations

Publish to the Power BI service

Embed in public websites

Share and collaborate

Power BI Pro

\$9.99

per user
per month

[TRY FREE >](#)

Build dashboards that deliver a 360-degree, real-time view of the business

Keep data up-to-date automatically, including on-premises sources

Collaborate on shared data

Audit and govern how data is accessed and used

Package content and distribute to users with apps

Scale large deployments

Power BI Premium

Capacity pricing

per node
per month


[PLAN YOUR COSTS >](#)

Gain dedicated capacity you allocate, scale, and control

Distribute and embed content without purchasing per-user licenses

Publish reports on-premises with Power BI Report Server

Unlock more capacity and higher limits for your Pro users



MICROSOFT FLOW


Microsoft Flow helps you **work smarter** by automating workflow across your apps and services



Get notifications



Synchronize files




Collect data



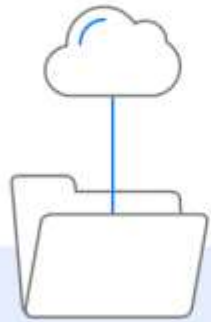
Automate approvals

MICROSOFT FLOW

- [Flow.Microsoft.com](https://flow.microsoft.com)
- “Work less, do more”



Flow Free



Free

750 runs per month
Unlimited flow creation
15-minute checks

Flow Plan 1



\$5.00
per user/mo

4,500 runs per month
Unlimited flow creation
3-minute checks
Premium Services

Flow Plan 2



\$15.00
per user/mo

15,000 runs per month
Unlimited flow creation
1-minute checks
Premium Services
Org policy settings

Flow for Office
365 and Flow
for Dynamics
365

2000 runs per month
5-minute checks

THANK YOU!



@DANIEL GLENN 

GIVEAWAY: DANIELGLENN.COM/ATL2017

